

**NEW! INCL. PRECIGRIP**

**ANYTHING  
INGENIOUS  
IS SIMPLE!**



[www.ags-automation.de](http://www.ags-automation.de)

**AGS >K**

AUTOMATION GREIFSYSTEME SCHWOPE GMBH

**END OF ARM TOOL COMPONENTS**

# AGS End of arm Tool Kit advantages

- Innovative details
- All parts on stock
- Best cost/performance ratio
- Development & production of custom parts
- Daily shipment
- All Parts in Stock



Registration under

**[www.ags-automation.de](http://www.ags-automation.de)**

Onlineshop

Hear more from our  
innovative end of arm tools.



## Rundgang / Tour



Verwaltung / Administration



Konstruktion / Design



Fertigung - Montage / Production - Assembly



Fertigung / Production



Greiferteile Lager / EOAT Parts Stock



Mobile Daten Erfassung / Mobile Data Record



## Rundgang / Tour



Greiferteile Montage / EOAT Part Assembly



Schutzgitter Lager / Safety Fence Stock



Programmierung / Programming



Montage / Assembly



Programmierung / Programming




Mitarbeiter / Team



## Realisierte Projekte / Realized Projects



Greifer für Stoßfänger  
EOAT for Car Bumper




Greifer für Abdeckung / EOAT for hosing



Greifer für Front End / EOAT for Front End



Greifer für Sackware / EOAT for Bags




Greifer für Ring / EOAT for ring



## Realisierte Projekte / Realized Projects



Stoff einlegen - Fertigteilentnahmen  
Textil insert - Finished Parts removal



Greifer für Blech / EOAT Sheet metal



Großauftrag / Major Order



Greiferbau Startset / EOAT Start Set



## Table of Content - EOAT Components 09/2014

	page
<b>10 EOAT Quick change System</b>	<b>1</b>
GWS / EOAT Quick change System	1
GWS-S / EOAT Quick change System -Steel	1
LAL / Air connection part EOAT Quick Change System	1
GWS-LU / EOAT Quick Change System - with air connection	2
GGP-P / EOAT Groundplate Prism - Aluminum	2
GGP / EOAT Ground Plate - Aluminum	3
GGP-S / EOAT Ground Plate - Steel	3
GGP-GF / EOAT Ground Plate spring loaded	3
GGP-GF-SA / EOAT Ground Plate spring loaded - Stop Cylinder	4
BP-GGP / Fastening Kit for Ground Plate spring loaded	4
GGR / Ground Plate Reduction	4
GWH / EOAT Wall Mount	5
GWH-E / EOAT Wall Mount	5
GWS-R-K / EOAT Quick Change System Round - Fixed	5
GGP-R-P / EOAT Quick Change System Round - Loose side	5
GGP-R-X / NEW / EOAT Quick Change System Round for X-Profil	6
GGP-R-K / EOAT Quick Change System Round - Loose side	6
EST-GWS-R-K / Electro Connector for EOAT Quick Change	6
EST-GGP-R-K / NEW / Electro Connector for EOAT Quick Change GGP	6
WZG-GGP-R-K / Werkzeug für Greifergrundplatte GGP-R-K	7
GWS-A / EOAT Quick Change System Automatic	7
GGP-A / EOAT Groundplate Automatic	7
EST-GWS-A / Electro Connector for EOAT Quick Change GWS-A	7
EST-GGP-A / Electro Connector for EOAT Ground plate Automatic	8
AGR-A / Adapter for EOAT Quick Change System Automatic	8
<b>15 Profil</b>	<b>9</b>
SPP-18-10 / Small Prism Profile	9
SPP-18-18 / Small Prism Profile	9
SPP-18-18-N / Small Prism Profile	9
MPP-30-15 / Middle Prism Profile	10
MPP-30-30 / Middle Prism Profile	10
MPP-30-30-N / Middle Prism Profile	10
MPP-60-30 / Middle Prism Profile	11
GGP-P-1000 / Gripperarm Profile Prism	11
RGP-P-1000 / Tube grip profile Prism	11
GAR / Gripper Arm Tube	11
KSV-P-P / Clamp Profile Prism	12
PRP / Prism Profile	12
SPR-18-10 / Small C Profile	12
SPR-18-18 / Small C Profile	12
XPR-25-10 / X Profile	13
XPR-25-18 / X Profile	13
XPR-25-25 / X Profile	14

## Table of Content - EOAT Components 09/2014

XPR-50-25 / X Profile	14
LPR-40-40 / Large X Profile	15
LPR-80-40 / Large X Profile	15
KPR-L-40-40 / Construction X Profile Light	15
KPR-L-80-40 / Construction X Profile Light	16
KPR-L-80-80 / Construction X Profile Light	16
KPR-40-40 / Construction X Profile	16
KPR-80-40 / Construction X Profile	17
KPR-80-80 / Construction X Profile	17
<b>20 Profile accessories</b>	<b>18</b>
PEK-P / Profile End Cap Prism	18
PEK / Profile End Cap	18
PRP / Prism Profile	18
XNS-P / X Channel Nut Profile	19
XNS / X Channel Nut - 1x Thread	19
XNS-K / X Channel Nut - 1x Thread	19
XNS-S-K / X Channel Nut - 1x Thread with Edge	19
XNS-K-V / X Channel Nut - 1x Thread	20
XNS-4-X / X Channel Nut - 2x M4 Threads	20
XNS-5-X / X Channel Nut - 2x M5 Threads	21
XNS-6-X / X Channel Nut - 2x M6 Threads	22
XNS-X-X-X / X Channel Nut for EOAT Ground Plate	22
XUP / X Channel Nut - 1x Hole	22
STB / Stepped Drill	23
ADP / Cover Profile	23
AEP / Close insert profile	23
PFU / Profil base Foot	23
KBP / Clamp Block for plate	24
MAP / Makrolonplate	24
<b>25 Profil connectors</b>	<b>25</b>
KVS-P / Profile Connection Prism	25
WIV-P / Profile Connection Prism 90° Prism	25
KVP-PI / Clamp Prism Inside	25
KVP-A-P-P / Clamp Prism Outside	26
PPV-P / Profile Parallel connection Prism	26
PDV-P / Profile Turnconnection Prism	26
PDV-P-E / Profile Turnconnection Prism Easy	26
PDV-P-X-E / Profile Turnconnection Prism Easy	27
PDV-AS-P / Profile Turnconnection Prism screwed	27
VPS-P / Reinforcement profile front end	27
APP-P / Adapter plate front end	27
APP-S-P / Adapter plate front end	28
KVU / Profile Cross Clamp	28
KVS / Profile Cross Clamp	28
KVS-E / Profile Cross Clamp Flat Version	29



## Table of Content - EOAT Components 09/2014

KVV / Profile Cross Clamp	29
WIV / Profile Cross Clamp	29
WIE / Angle Element	30
SVB / Butt Connector	30
SVB-K / Butt Connector	30
STV / Butt Connector	30
STV-X / Butt Connector	31
STV-UX / Butt Connector	31
PVB-G / Profile Connector Straight	31
PVB-W / Profile Connector 90°	31
PVB-T / Profile Connector T-Form	32
PVB-V / Profile Connector adjustable	32
PVU / Profil Connector universal	32
PSA / Profile frame joint	32
PGE / Profil joint	33
<b>30 Clamb</b>	<b>34</b>
KST-P / Clamp Prism	34
KST-P-W / Clamp Prism	34
KSV-P / Clamp adjustable Prism	35
KSV-P-D / Clamp adjustable Prism Double	35
KSV-P-P / Clamp Profile Prism	35
KSK-P-W / Clamb Prism Ball	36
KSK-P / Clamp ball prism	36
KSD-P / Clamp Adjustable Prism	36
KKR-P / Crossclamp Round prism	37
KKR / Crossclamp Round	37
KSK / Clamp Ball	37
GKF / Threadclamp Fixed	38
KSD / Clamp Adjustable	38
KST / Clamp	38
GKV / Thread Clamp Adjustable	39
KSV / Long Angle Clamp	39
KSV-V / Long Angle Clamp (Heavy Duty)	39
KSV-K / Long Angle Clamp Ball	40
SGB / Clamp for Vacuum Cups	40
KKS / Cross Clamp	40
KSW / Clamp Angle	41
PRK / Parallel Clamp	41
VLS / Extension Clamp	41
MKV-P / Clamp Connector Multi	42
<b>40 Gripper arms for vacuum cups</b>	<b>43</b>
GGs-P / Gripperarm Prism for Suction cups	43
GGs-P-A / Gripperarm Prism with Adapter for Vacuumcups	43
GGs-P-1000 / Gripperarm Profile Prism	43
RGP-P-1000 / Tube grip profile Prism	43

## Table of Content - EOAT Components 09/2014

GGD-P / Gripperarm Prism spring loaded	44
SHT-P-KS / NEW / Shaft Gripperarm Prism Headsystem	44
SHT-R-KS / NEW / Shaft Gripperarm Round Headsystem	44
GGs-KS / NEW / Gripperarm Prism Headsystem	45
GGB-KS / NEW / Gripperarm Thread Prism Headsystem	45
GGs / Gripper Arm for Vacuum Cups	45
GGs-LS / Gripper Arm for Vacuum Cups Airconnection end of shaft	46
GGs-G / Gripper Arm for Vacuum Cups with threaded tube	46
GGE / Gripper Arm Thread Easy	47
GAR / Gripper Arm Tube	47
GGB / Swivel Gripper Arm for Vacuum Cups	47
GGB-G / Swivel Gripper Arm for Vacuum Cups with threaded tube	48
GGD / Spring Loaded Vacuum Cup Arm	48
GGD-G / Spring Loaded Vacuum Cup Arm with threaded tube	48
GGD-LS / Greifarm Gefedert Drehbar Luftanschluß am Schaft	49
GGV-E / Spring Loaded Vacuum Cup Arm (non-rotational shaft)	49
GGV / Spring Loaded Vacuum Cup Arm (non-rotational shaft)	49
GGV-G / Spring Loaded Vacuum Cup Arm (non-rotational shaft)	50

### **45 Gripper arms for function elements 51**

SHT-P-KS / NEW / Shaft Gripperarm Prism Headsystem	51
SHT-R-KS / NEW / Shaft Gripperarm Round Headsystem	51
GWR-KS / NEW / Angle Gripper Arm Headsystem	51
GHW-KS / NEW / Gripper arm holder operative elements head s	52
GVR-KS-R / NEW / Elbow Gripper Arm Headsystem	52
GVR-KS-P / NEW / Elbow Gripper Arm prism Headsystem	52
GWP-KS / NEW / Gripper angle prism Headsystem	52
GVR-P / NEW / Elbow Gripper Arm Prism	53
GWR / Angle Gripper Arm	53
GVR / Elbow Gripper Arm	54
GVP-WR / Elbow Angle Gripper Arm Spring Loaded Non Rotation	55
GVP-WP / Elbow Angle Gripper Arm Spring Loaded Non Rotation Prism	55
GWP-P / Elbow Gripper Arm Prism Inside	56

### **50 Adapter for vacuum cups 57**

ASI / Adapter for Vacuum Cup Inside Thread	57
ASG / Adapter for Vacuum Cup	58
ASG-X / Adapter for Vacuum Cup universal	59

### **55 Vacuum cups 60**

SG0 / Vacuum Cup Oval (complete)	60
GN0 / Vacuum Cup Oval only	61
SG1 / Vacuum Cup with 1 Bellow (complete)	61
GN1 / Vacuum Cup with 1 Bellow only	62
SG2 / Vacuum Cup with 2 Bellows (complete)	64
GN2 / Vacuum Cup with 2 Bellows only	65



## Table of Content - EOAT Components 09/2014

SG3 / Vacuum Cup with 3 Bellows (complete)	65
GN3 / Vacuum Cup with 3 Bellows only	67
SG1-HT / Vacuum Cup High Temperature with 1 Bellow (complete)	68
GN1-HT / Vacuum Cup High Temperature with 1 Bellow only	68
SG1-P / Vacuum Cup with 1 Bellow (complete) PU	68
GN1-P / Vacuum Cup with 1 Bellow only PU	68
SG2-P / Vacuum Cup with 2 Bellows (complete) PU	69
GN2-P / Vacuum Cup with 2 Bellows only PU	69
SG3-P / Vacuum Cup with 3 Bellows (complete) PU	69
GN3-P / Vacuum Cup with 3 Bellows only PU	69
SG1-NK / Vacuum Cup 1 Bellow natural rubber (complete)	70
SG1-P-S / Vacuum Cup 1 Bellow for Paper (complete)	70
GN1-P-S / Vacuum Cup 1 Bellow only - for Paper	70

### **57 Vacuum cups PIAB NEW 71**

SG1-TPE / NEW / Vacuum Cup with 1 Bellow (complete) TPE	71
SG1-TPE-F / NEW / Vacuum Cup with 1 Bellow (complete) TPE flex	71
SG2-TPE / NEW / Vacuum Cup with 2 Bellows (complete) TPE	71
SG2-TPE-F / NEW / Vacuum Cup with 2 Bellows (complete) TPE fle	72
SG4-TPE / NEW / Vacuum Cup with 4 Bellows (complete) TPE	72
SG4-TPE-F / NEW / Vacuum Cup with 4 Bellows (complete) TPE fle	72
SG1-HNBR / NEW / Vacuum Cup with 1 Bellow (complete) HNBR	72
SG2-HNBR / NEW / Vacuum Cup with 2 Bellows (complete) HNBR	73
SG4-HNBR / NEW / Vacuum Cup with 4 Bellows (complete) HNBR	73
SG1-SCH / NEW / Vacuum Cup with 1 Bellow (complete) cellular	73
SG2-SCH / NEW / Vacuum Cup with 2 Bellows (complete) cellula	73
SG4-SCH / NEW / Vacuum Cup with 4 Bellows (complete) cellula	74
SG2-BLI / NEW / Vacuum Cup with 2 Bellows and bag lip comple	74
SG4-BLI / NEW / Vacuum Cup with 4 Bellows and bag lip comple	74
SG0-2-DF / NEW / Vacuum Cup oval DURAFLEX with 2 Bellows comp	74
SG1-DF / NEW / Vacuum Cup DURAFLEX with 1 Bellow complete	75
SG3-DF / Vacuum Cup Duraflex with 3 Bellow (complete)	75
GN3-DF / Vacuum Cup Duraflex with 3 Bellow	75
FIS-SG3 / Filter pad	76
SG0-PU / NEW / Vacuum Cup oval polyurethane complete	76
SG0-2-PU / NEW / Vacuum Cup oval with 2 Bellows polyurethane	76
SG0-BL-PU / NEU / Vacuum Cup oval polyurethane complete	77
SG0-2-BL-PU / NEW / Vacuum Cup oval with 2 Bellows for Sheet po	77
SG1-PU / NEW / Vacuum Cup with 1 Bellow polyurethane compl	77
SG1-BL-PU / NEW / Vacuum Cup with 1 Bellow for sheet polyureth	78
SG2-BL-PU / NEW / Vacuum Cup with 2 Bellows made of PU complet	78
SG1-S / NEW / Vacuum Cup with 1 Bellow made of silicon com	78
SG2-S / NEW / Vacuum Cup with 2 Bellows made of silicon	79
SG1-C / NEW / Vacuum Cup with 1 Bellow made of Chloropren	79
SG1-N / NEW / Vacuum Cup with 1 Bellow made of Nitril comp	79
SG2-C / NEW / Vacuum Cup with 2 Bellows made of Chloropren	80
SG2-N / NEW / Vacuum Cup with 2 Bellows made of Nitril com	80
SG1-S-FDA / NEW / Vacuum Cup with 1 Bellow made of silicon to	80

## Table of Content - EOAT Components 09/2014

SG2-S-FDA / NEW / Vacuum Cup with 2 Bellows made of silicon to	81
SG1-S-U / NEW / Vacuum Cup with 1 Bellow made of silicon uni	81
SG1-S-FDA-U / NEW / Vacuum Cup with 1 Bellow made of silicon to	82
SG1-C-U / NEW / Vacuum Cup with 1 Bellow made of Chloropren	82
SG1-N-U / NEW/ Vacuum Cup with 1 Bellow made of Nitril-PVC	82
<b>60 Gripper</b>	<b>83</b>
GZA-PA / Gripper with Prism	83
GZA-G / Gripper with smooth Jaws	83
GZA-S / Gripper with saw tooth Jaws	83
GZA-A / Gripper for Custom made Jaws	84
GZA-PA-A / Gripper for Custom made Jaws with Prism	84
GZA-C / Gripper with sensor	84
GZA-S-C-S / Gripper with saw tooth and sensor	85
GZA-DB / Gripper with swivel Jaws	85
GZA-PK / Gripper with prism - slot	85
GZA-KK / Gripper with slot - slot	85
GZA-L / Gripper with holes in jaws	86
GZA-P / Gripper with Polyurethaninserts	86
GZA-S-20-16-L / Special Gripper with holes in jaws	86
GZA-S-20-16-A / Special Gripper with adapter blank jaws	86
GZA-S-20-16-R / NEW / Special Gripper with rounded jaws	87
GZA-S-20-16-R-CS / NEW / Special Gripper with rounded jaws and sensor	87
GZA-32 / Gripper with Jaws	87
GZA-32-C / Gripper with Sensor	87
GZA-32-H / Gripper on Stroke	88
GZA-32-H-L / Gripper on Stroke with linear guide	88
GZA-32-H-C / Gripper with Sensor on Stroke	88
GZA-32-D-H / Gripper with Double Stroke	88
GZA-32-D-H-C / Gripper with Sensor Double Stroke	89
GZA-32-D-H-L / NEW / Gripper with Sensor Double Stroke and linear	89
PAG / Parallel Gripper	89
PAG-E / Parallel Gripper easy	90
ELG / Electrical Parallel Gripper	90
<b>63 Gripper accessories</b>	<b>91</b>
APG / Adapter for Parallel Gripper	91
APG-E / Adapter for Parallel Gripper easy	91
ABG / Adapterjaws for gripper GZA-A	92
ABG-P / Adapter jaws Gripper with Prism for GZA-A	92
ABG-P-I / NEW / Adapterjaws inside for gripper GZA-A	92
ABP / Adapterjaws for parallel gripper PAG	92
AGG / Adapter - Gripperarm - Gripper	93
HSG-P / Holder with Prism for GZA-A	93
HSP-P / Holding piece with prism for parallel gripper PAG	93
HSP-E-P / Holding piece with prism for parallel gripper PAGHSP-	94
APG-P / Adapter for PAG prism	94



## Table of Content - EOAT Components 09/2014

APG-E-P / Adapter for PAG-E prism	94
AGZ-P / Adapter gripper prism	95
<b>65 Gripper fingers</b>	<b>96</b>
GFI-95 / Gripper Finger 95°	96
GFI-95-P / Gripper Finger 95° Prisma	96
GFI-35 / Gripper Finger 35°	96
GFI-35-W / Gripper Finger 35° Angle	96
GFI-95-E / Gripper Finger 95° Easy	97
GFI-35-E / Gripper Finger 35° Easy	97
GFI-35-WE / Gripper Finger 35° Angle Easy	97
GFI-90-E / Gripper Finger 90° Easy	98
GFI-DW-E / NEW / Gripper Finger Double Acting	98
<b>68 Gripper finger accessories</b>	<b>99</b>
GAS-90 / Gripper Finger Stop	99
AGP / Adapter Gripper Finger Prism	99
<b>69 Special gripper</b>	<b>100</b>
NAG / Needle Gripper	100
NAG-D / Needle Gripper Double Stroke	100
NAD / Needle	100
NAG-S / NEW / Needle Gripper Small Version	100
NAD-S / Needle Beam	100
IBG-Z / Inside Bellow Gripper pulling	101
IBG-D / Inside Bellow Gripper pushing	101
VIG / Extension inside bellow gripper	102
FLG / Surface gripper	102
<b>70 Sprue cutters</b>	<b>103</b>
ANS-VA / NEW / Sprue Cutter stainless steel	103
ANS / Sprue Cutter	103
ANS-V / Sprue Cutter Booster	103
ANS-H / Sprue Cutter Manual	104
ANS-Q / Sprue Cutter Square	104
AAS / Adapter for Sprue Cutter ANS	104
KSA / Clamp for Sprue Cutter ANS	105
ASH / Sprue cutting holder	105
ANS-WH-E / Sprue Cutter Angle Stroke Easy	105
ANS-WH-P / Sprue Cutter Angle Stroke Precision	105
AAS-WH / Adapter Sprue Cutter for ANS-WH	106
<b>72 Sprue cutters accessories</b>	<b>107</b>
ASM / Sprue cutting unit Knife	107

## Table of Content - EOAT Components 09/2014

ASM-MK / Knife - Sprue cutting unit	107
SIM / Safety cover for knife	107
ASB / Sprue cutting unit heated	107
SBA / Swing clamb sprue cutter	108
<b>75 Blade sprue cutters</b>	<b>109</b>
SZE / Sprue Cutters Blades	109
SZE-H / Sprue Cutters Blades Carbide Metal	109
SZE-X-0-X / Sprue Cutters Blades 0°	109
SZE-X-0-X-X / Sprue Cutter Blade Long	110
SZE-X-60-X / Sprue Cutter Blade 60° cutting rearward	110
SZE-X-90-X / Sprue Cutter Blade 90°	110
SZE-X-180-X / Sprue Cutter Blade 180° pinch	110
SZE-X-180-X-L / Sprue Cutter Blade 180° pinch long	111
SZE-X-00-X / Sprue Cutter Blade 0°	111
DRF-X-X-X / Pressure Spring for Cutter Body ANS	111
DRF-X / Pressure Spring for Cutter Blades SZE	111
ZKS-M / Cylinder head screw with Nut for ANS	112
<b>80 Special elements</b>	<b>113</b>
APL-P / Adapter plate prism	113
ZKS-4 / Hexagon Socket M4	113
ZKS-5 / Hexagon Socket M5	114
ZKS-6 / Hexagon Socket M6	115
VKM / Square nut	115
HUZ / Cylinder	116
APZ-P / Adapter plate cylinder prism	117
HZB / Cylinder with Beam	118
KBH / Bracket for Cylinder with Beam HZB	119
PRH / Profile for Cylinder with Beam HZB	119
AHZ / Adapter for Cylinder HUZ / HZB	119
VLR / Extension Tube	120
RVS / Tube Plug	120
ZEB / Centering Pin	121
ZEH / Centering Unit	121
ZER / Centering Baseplate	121
DRP /Pressure Plate	122
DRP-X-E-G / Pressure Plate Easy EPDM	122
GUP / Rubberplate	122
APL-G / Adapterplate with thread	123
PKS / Profilclamp	123
GUK / Rubber and Glue Set	123
SSM / Medium Strength Threadlocker	124
BRE / brake cleaner	124
REB / Bushing	124
MGR / Magnet Gripper	124
AMG / Adapter Magnet Gripper	125

## Table of Content - EOAT Components 09/2014

KEB / Core hole drills	125
GWB / Tap	125
ZVE / Centring Locking Unit	126
ZVE-B / Centring Locking Unit Bushing	126
STF / Stack Sensor	126
<b>85 Special stroke unit</b>	<b>127</b>
HEU-PA-PA / Stroke Unit Universal Prism Outside	127
HEU-PA-PI / Stroke Unit Universal Prism Inside	127
HBE / Cylinder with stroke limitation	127
HEH-L-X-X-R-X / Linear Stroke Unit for round	128
HEH-L-X-X-P-X / Linear Stroke Unit for Profile	128
DHE / Double Stroke Unit	128
<b>90 Pneumatic</b>	<b>129</b>
MVE / Modular Vacuum Unit	129
MVE-A-C / Modular Vacuum Unit with Vacuum Switch	129
MVE-E-1 / Modular Vacuum Unit Easy	129
MVE-I / Modular Vacuum Unit Inline	129
MVE-A / Modular Vacuum Unit Air Impulse	130
PSC / Pneumatic Compressed Air Hose Silver	130
PSC-X-X / Pneumatic Compressed Air Hose Colors	130
PDR / Pneumatic Seal Ring	131
PGS / Pneumatic Straight Hose Connector	131
PGS-V / Pneumatic Straight Hose Connector with Stop Valve	131
PGS-S / Pneumatic Straight Hose Connector Small version	132
PWS / Pneumatic L Hose Connector	132
PTS / Pneumatic T Hose Connector	132
PTG / Pneumatic T Hose Connector Thread	133
PYS / Pneumatic Y Hose Connector	133
PYR / Pneumatic Y Hose Connector Reduction	133
PSV / Pneumatic Straight Quick Hose Connector	134
PSR / Pneumatic Straight Quick Hose Connector Reduction	134
PSE / Pneumatic Straight Quick Hose Connector Corner	134
PXS / Pneumatic X Quick Hose Connector	134
PDN / Pneumatic Double Union	135
PDN-L / Pneumatic Double Union Removable	135
PRS / Pneumatic Reducing Union	135
PRS-L / Pneumatic Reducing Union Long	136
PVM / Pneumatic Thread Coupling	136
PAD / Pneumatic Hollow Bolt with Throttle Check Exhaust	136
PED / Pneumatic Hollow Bolt with Throttle Check Intake	136
PND / Air regulator	137
PVS / Pneumatic Hex Plug	137
PVS-E / Pneumatic Hex Plug easy	137
PVS-S / Pneumatic Plug Quick	137
PSK / Pneumatic Quick Release Coupling	138



## Table of Content - EOAT Components 09/2014

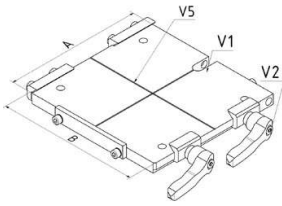
PSS / Pneumatic Plug In Nipple	138
PSS-A / Pneumatic Plug In Nipple with thread	138
PSS-S / Pneumatic Plug In Nipple Quick Connection	139
PKH / Pneumatic Ball Valve	139
SSV / Vacuum Cup Safety Valve	139
PRV / Pneumatic nonreturn valve	139
PMD / Pneumatic Manometer Pressure	140
PMV / Pneumatic Manometer Vacuum	140
PHS / Pneumatic Hollow bolt	140
PHS-I / Pneumatic hollow bolt	140
PRE / Pneumatic ring connection easy	141
PRD / Pneumatic ring connection double	141
PSD / Pneumatic Exhaust	141
SSM / Medium Strength Threadlocker	141
<b>92 Pneumatic accessories PIAB NEW</b>	<b>142</b>
MVE-SI-I / NEW / Modular vacuum generator inline	142
VPU-SI-S / NEW/ Vacuum pump small	142
VPU-SI-S-ES / NEW/ Vacuum pump small with power save function	142
VPU-SI-M / NEW / vacuum pump midi	142
VPU-SI-M-ES / NEW / Vacuum pump midi with power save function	143
VPU-KAB / Plug connector	143
<b>95 Pneumatic accessories</b>	<b>144</b>
MVB-P / Air Vacuum Manifold Prism	144
MVB-X-1-4 / Air - Vacuum - Manifold 1-circuit 4-point	144
MVB-X-1-8 / Air - Vacuum - Manifold 1-circuit 8-point	144
MVB-X-2-4 / Air - Vacuum - Manifold 2-circuit 4-point	144
MVB-X-2-2 / Air - Vacuum - Manifold 2-circuit 2-point	145
MVB-M-X-1-8 / Air - Vacuum - Manifold Multi 1-circuit 8-point	145
MVB-M-X-2-4 / Air - Vacuum - Manifold Multi 2-circuit 4-point	145
MVS / Air - Vacuum - Manifold 1-circuit 4-point	145
<b>97 Elektronik</b>	<b>146</b>
TEK-10-K-100 / Part Control	146
TEK-13-K-200 / Part Control	146
TEK-E / Part Control easy	146
ATK-10 / Adapter for Part Control TEK-10-K-100	146
ATK-13 / Adapter for Part Control TEK-13-K-200	147
ZYS-3,7 / Cylinder sensor with plug	147
ZYS-3,7-K / Cylinder sensor with cable	147
ZYS-4 / Cylinder sensor with plug	147
ZYS-5-5 / Cylinder sensor with plug	148
ZYS-TE / Cylinder sensor teachable	148
INS / Proximity Switch	148
POS / Position Sensor and Processor Electronics	148

## Table of Content - EOAT Components 09/2014

HLT / Holder for Proximity Switch	149
VAS / Vacuum Switch	149
DAS / Pressure Switch	149
INS-S / Proximity Switch	149
KAD / Plug connector	150
EST-3P / Plug Connection	150
EST-3D / Plug Connection	150
EVE / Electric Terminal	150
DVE / DUO-Terminal	151
UVE / AND-Terminal	151
AVE / AS-i bus manifold	151
AST / AS-i connector	151
AST-W / AS-i connector angle	151
AKA-G / AS-i cable yellow signal cable	152
AKA-S / AS-i cable power supply black	152
KAB / Cable Strap	152
KAB-S / Cable Strap	152
KBE / Cable Clamp	153
REP / Relay Board	153
RPG / Relay Board with Enclosure	153
REK / Terminal Blocks	153
RKG / Terminal Blocks with Enclosure	154
SET / Sensor Test Unit	154
KSS / Cable Save Tube	154
KAG / Cable Save Tube Connection straight	154
KSH / Cable Save System Holder	155
HUT / cap rail	155
KAH / Camera Mounting	155
KHF / Camera Mounting XY with fine adjustment	155
<b>98 Electronic/Pneumatic Plug Connector</b>	<b>156</b>
AGH / mounting case	156
TGH / Grommetcase	156
TGH-KM / Grommetcase KraussMaffei	156
PMK / Pneumatic Multicoupling	156
EST-X / Electro Connector with cable	157
<b>99 EOAT accessories</b>	<b>158</b>
MBO-T / Support Frame - Table Version	158
MBO-F / Support Frame - Standversion	158
GSS-P / Start Set prism	158
GSS-U-P / Start Set switch PreciGrip	159
GSS-S / Start Set Standard	159
IMB / hexagon screwdriver component threepart	159
TSS / testset vacuum attempts	159
KUW-32-P22-360 / Camera Monitoring	160
WFA / WI-FI-Adapter for Camera Monitoring KUW	160

## 10 EOAT Quick Change System

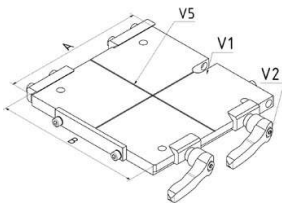
GWS / EOAT Quick Change System - Aluminum



Des.	Artikel No.	A	B	C	D	PU*
GWS-01	1-10-10-02-00-GWS	40	40	-	-	1
GWS-0	1-10-10-04-00-GWS	60	60	-	-	1
GWS-1	1-10-10-06-00-GWS	100	100	-	-	1
GWS-2	1-10-10-08-00-GWS	160	160	-	-	1
GWS-3	1-10-10-10-00-GWS	250	250	-	-	1

\*packing unit

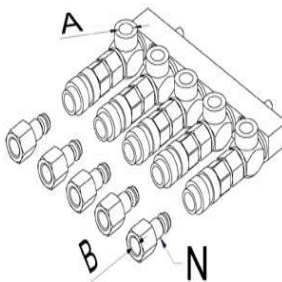
GWS-S / EOAT Quick Change System - Steel



Des.	Artikel No.	A	B	C	D	PU*
GWS-1-S	1-10-11-20-00-GWS	100	100	-	-	1
GWS-2-S	1-10-11-22-00-GWS	160	160	-	-	1
GWS-3-S	1-10-11-24-00-GWS	250	250	-	-	1

\*packing unit

LAL / Air Connection Part for EOAT Quick Change System

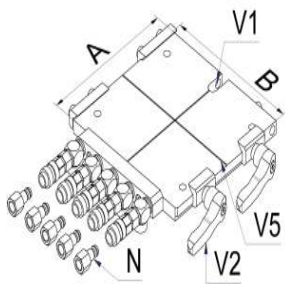


Des.	Artikel No.	A	B	C	D	PU*
LAL-5-1	1-10-13-10-00-LAL	M5	M5	-	-	1
LAL-7-1	1-10-13-12-00-LAL	M5	M5	-	-	1
LAL-5-2	1-10-13-20-00-LAL	G1/8	G1/8	-	-	1
LAL-7-2	1-10-13-22-00-LAL	G1/8	G1/8	-	-	1
LAL-6-3	1-10-13-30-00-LAL	G1/4	G1/4	-	-	1
LAL-8-3	1-10-13-32-00-LAL	G1/4	G1/4	-	-	1

\*packing unit



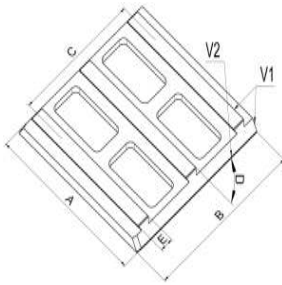
GWS-LU / EOAT Quick Change System - with air connection



Des.	Artikel No.	A	B	C	D	PU*
GWS-1-LU-5	1-10-11-40-00-GWS	100	100	-	-	1
GWS-2-LU-5	1-10-11-42-00-GWS	160	160	-	-	1
GWS-3-LU-6	1-10-11-44-00-GWS	250	250	-	-	1

\*packing unit

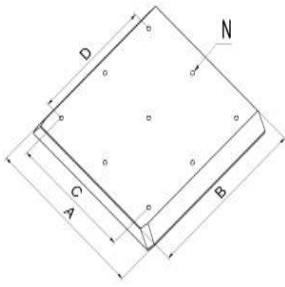
GGP-P / EOAT Groundplate Prism - Aluminum



Des.	Artikel No.	A	B	C	D	PU*
GGP-0-P13-0-1	1-10-50-00-00-GGP	60	60	-	0°	1
GGP-01-P13-0-1	1-10-50-01-00-GGP	40	40	-	0°	1
GGP-0-P13-0-2	1-10-50-02-00-GGP	60	60	35	0°	1
GGP-0-P22-0-1	1-10-50-04-00-GGP	60	60	-	0°	1
GGP-1-P13-0-3	1-10-50-10-00-GGP	100	100	60	0°	1
GGP-1-P13-90-3	1-10-50-12-00-GGP	100	100	70	90°	1
GGP-1-P22-0-1	1-10-50-13-00-GGP	100	100	-	0°	1
GGP-1-P22-0-2	1-10-50-14-00-GGP	100	100	60	0°	1
GGP-2-P22-0-3	1-10-50-20-00-GGP	160	160	120	0°	1
GGP-2-P22-90-3	1-10-50-22-00-GGP	160	160	120	90°	1
GGP-3-P22-0-3	1-10-50-30-00-GGP	250	250	200	0°	1
GGP-3-P22-90-3	1-10-50-32-00-GGP	250	250	200	90°	1

\*packing unit

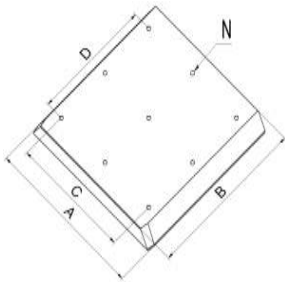
GGP / EOAT Ground Plate - Aluminum



Des.	Artikel No.	A	B	C	D	PU*
GGP-01	1-10-40-02-00-GGP	40	40	-	-	1
GGP-0	1-10-40-04-00-GGP	60	60	35	35	1
GGP-0-X	1-10-40-05-00-GGP	60	60	35	35	1
GGP-1	1-10-40-10-00-GGP	100	100	70	70	1
GGP-1-X	1-10-40-11-00-GGP	100	100	70	70	1
GGP-2	1-10-40-20-00-GGP	160	160	120	120	1
GGP-2-X	1-10-40-21-00-GGP	160	160	120	120	1
GGP-3	1-10-40-30-00-GGP	250	250	200	200	1
GGP-3-X	1-10-40-31-00-GGP	250	250	200	200	1

\*packing unit

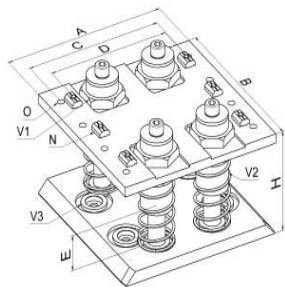
GGP-S / EOAT Ground Plate - Steel



Des.	Artikel No.	A	B	C	D	PU*
GGP-1-S	1-10-41-10-00-GGP	100	100	70	70	1
GGP-2-S	1-10-41-20-00-GGP	160	160	120	120	1
GGP-3-S	1-10-41-30-00-GGP	250	250	200	200	1

\*packing unit

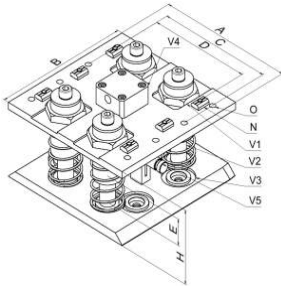
GGP-GF / EOAT Ground Plate spring loaded



Des.	Artikel No.	A	B	C	D	PU*
GGP-1-GF-S-X	1-10-11-10-00-GGP	100	100	-	75	1
GGP-2-GF-X	1-10-11-12-00-GGP	160	160	-	120	1
GGP-2-GF-L	1-10-11-13-00-GGP	160	160	135	-	1
GGP-3-GF-X	1-10-11-14-00-GGP	250	250	-	200	1
GGP-3-GF-L	1-10-11-15-00-GGP	250	250	215	-	1

\*packing unit

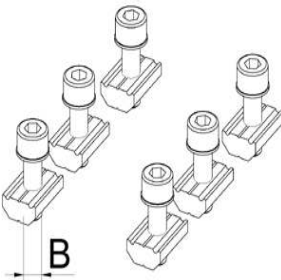
GGP-GF-SA / EOAT Ground Plate spring loaded - Stop Cylinder -



Des.	Artikel No.	A	B	C	D	PU*
GGP-1-GF-SA-S-X	1-10-12-10-00-GGP	100	100	-	75	1
GGP-2-GF-SA-X	1-10-12-12-00-GGP	160	160	-	120	1
GGP-2-GF-SA-L	1-10-12-13-00-GGP	160	160	135	-	1
GGP-3-GF-SA-X	1-10-12-14-00-GGP	250	250	-	200	1
GGP-3-GF-SA-L	1-10-12-15-00-GGP	250	250	215	-	1

\*packing unit

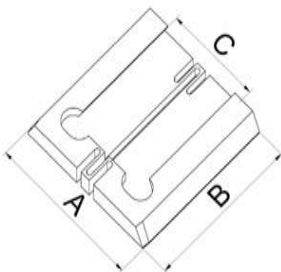
BP-GGP / Fastening Kit for Ground Plate spring loaded



Des.	Artikel No.	A	B	C	D	PU*
BP-GGP-1-S-X	1-99-99-00-01-000	-	M5	-	-	1
BP-GGP-2-X	1-99-99-00-02-000	-	M5	-	-	1
BP-GGP-2-L	1-99-99-00-03-000	-	M6	-	-	1
BP-GGP-3-X	1-99-99-00-04-000	-	M5	-	-	1
BP-GGP-3-L	1-99-99-00-05-000	-	M6	-	-	1

\*packing unit

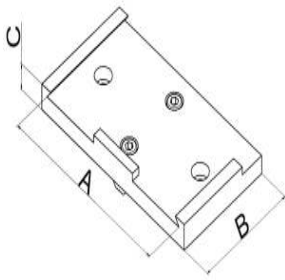
GGR / Ground Plate Reduction



Des.	Artikel No.	A	B	C	D	PU*
GGR-1-0	1-10-12-50-00-GGR	100	100	60	-	1
GGR-2-1	1-10-12-52-00-GGR	160	160	100	-	1
GGR-3-2	1-10-12-54-00-GGR	250	250	160	-	1

\*packing unit

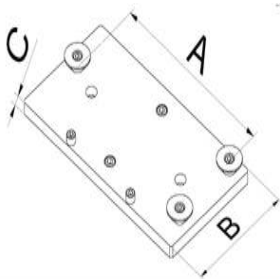
### GWH / EOAT Wall Mount



Des.	Artikel No.	A	B	C	D	PU*
GWH-01	1-10-60-16-00-GWH	40	40	10	-	1
GWH-0	1-10-60-18-00-GWH	60	50	10	-	1
GWH-1	1-10-60-20-00-GWH	100	60	10	-	1
GWH-2	1-10-60-22-00-GWH	160	100	12	-	1
GWH-3	1-10-60-24-00-GWH	250	120	12	-	1

\*packing unit

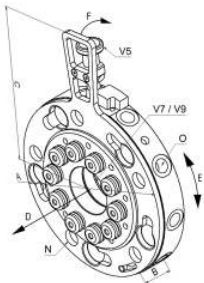
### GWH-E / EOAT Wall Mount



Des.	Artikel No.	A	B	C	D	PU*
GWH-01-E	1-10-60-30-00-GWH	40	40	6	-	1
GWH-0-E	1-10-60-32-00-GWH	60	50	8	-	1
GWH-1-E	1-10-60-34-00-GWH	100	60	8	-	1
GWH-2-E	1-10-60-36-00-GWH	160	105	8	-	1
GWH-3-E	1-10-60-38-00-GWH	250	150	8	-	1

\*packing unit

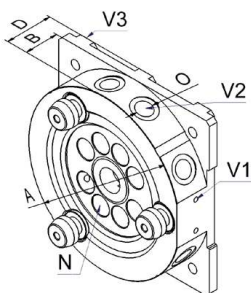
### GWS-R-K / EOAT Quick Change System Round - Fixed



Des.	Artikel No.	A	B	C	D	PU*
GWS-R-10-K	1-10-81-20-00-GWS	90	21	100	400N	1
GWS-R-20-K	1-10-81-30-00-GWS	150	26	137	1000 N	1

\*packing unit

### GGP-R-P / NEW / EOAT Quick Change System Round with Prism

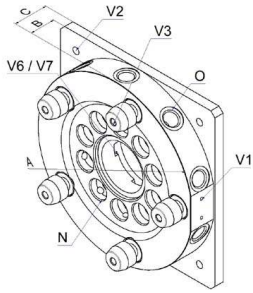


Des.	Artikel No.	A	B	C	D	PU*
GGP-R-10-P13	1-10-81-70-00-GGP	90	18	P13	25	1
GGP-R-20-P22	1-10-81-80-00-GGP	150	22	P22	30	1

\*packing unit



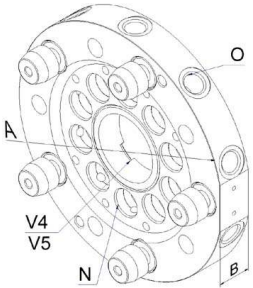
GGP-R-X / NEW / EOAT Quick Change System Round for X-Profil



Des.	Artikel No.	A	B	C	D	PU*	
GGP-R-10-X	1-10-81-50-00-GGP	90	18	24	-	1	
GGP-R-20-X	1-10-81-60-00-GGP	150	22	30	-	1	

\*packing unit

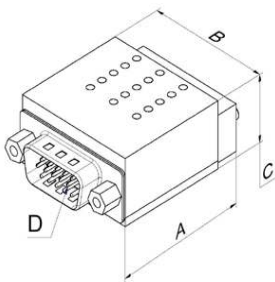
GGP-R-K / EOAT Quick Change System Round - Loose side



Des.	Artikel No.	A	B	C	D	PU*	
GGP-R-10-K	1-10-79-50-00-GGP	90	16	-	-	1	
GGP-R-20-K	1-10-79-60-00-GGP	150	21	-	-	1	

\*packing unit

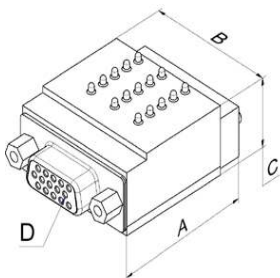
EST-GWS-R-K / NEW / Electro Connector for EOAT Quick Change



Des.	Artikel No.	A	B	C	D	PU*	
EST-GWS-R-K	1-10-81-86-00-EST	35	31	16	15	1	

\*packing unit

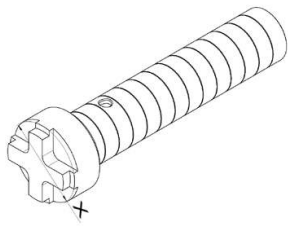
EST-GGP-R-K / NEW / Electro Connector for EOAT Quick Change GGP-



Des.	Artikel No.	A	B	C	D	PU*	
EST-GGP-R-K	1-10-81-96-00-EST	35	31	16,5	15	1	

\*packing unit

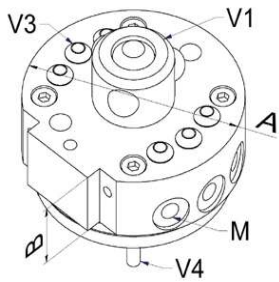
WZG-GGP-R-K / Tool for EOAT Groundplate GGP-R-K



Des.	Artikel No.	A	B	C	D	PU*
WZG-GGP-R-10-K	1-10-98-10-00-WZG	-	-	-	-	1
WZG-GGP-R-20-K	1-10-98-12-00-WZG	-	-	-	-	1

\*packing unit

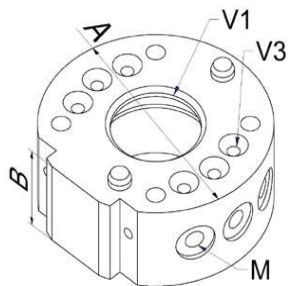
GWS-A / EOAT Quick Change System Automatic



Des.	Artikel No.	A	B	C	D	PU*
GWS-A-11	1-10-80-20-00-GWS	50	16	-	-	1
GWS-A-20	1-10-80-24-00-GWS	90	19	-	-	1
GWS-A-40	1-10-80-28-00-GWS	115	27	-	-	1

\*packing unit

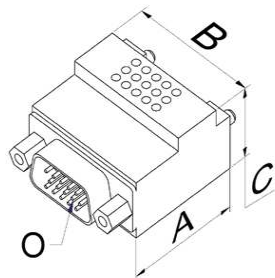
GGP-A / EOAT Groundplate Automatic



Des.	Artikel No.	A	B	C	D	PU*
GGP-A-11	1-10-80-40-00-GGP	50	21	-	-	1
GGP-A-20	1-10-80-44-00-GGP	90	24	-	-	1
GGP-A-40	1-10-80-48-00-GGP	115	27	-	-	1

\*packing unit

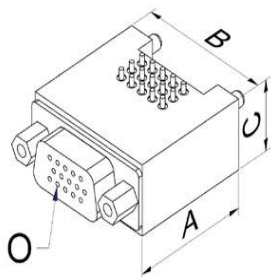
EST-GWS-A / Electro Connector for EOAT Quick Change GWS-A



Des.	Artikel No.	A	B	C	D	PU*
EST-GWS-A-11-15	1-10-10-80-00-EST	29	31	20	-	1
EST-GWS-A-20-19	1-10-10-82-00-EST	39	40	34	-	1
EST-GWS-A-40-19	1-10-10-84-00-EST	46	60	52	-	1

\*packing unit

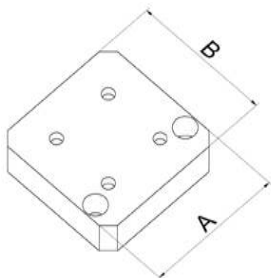
EST-GGP-A / Electro Connector for EOAT Quick Change GGP-A



Des.	Artikel No.	A	B	C	D	PU*	
EST-GGP-A-11-15	1-10-10-90-00-EST	29	31	20	-	1	
EST-GGP-A-20-19	1-10-10-92-00-EST	39	40	34	-	1	
EST-GGP-A-40-19	1-10-10-94-00-EST	46	60	52	-	1	

\*packing unit

AGR-A / Adapter for EOAT Quick Change System Automatic

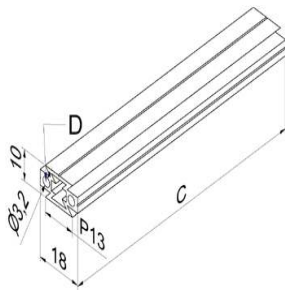


Des.	Artikel No.	A	B	C	D	PU*	
AGR-A-11	1-10-80-60-00-AGR	50	50	-	-	1	
AGR-A-20	1-10-80-64-00-AGR	90	90	-	-	1	
AGR-A-40	1-10-80-68-00-AGR	115	115	-	-	1	

\*packing unit

## 15 Profil

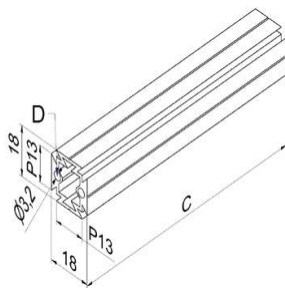
### SPP-18-10 / Small Prism Profile



Des.	Artikel No.	A	B	C	D	PU*
SPP-18-10-P13-0500	1-15-80-00-05-SPP	-	-	500	M4	1
SPP-18-10-P13-1000	1-15-80-00-10-SPP	-	-	1000	M4	1
SPP-18-10-P13-1500	1-15-80-00-15-SPP	-	-	1500	M4	1
SPP-18-10-P13-2000	1-15-80-00-20-SPP	-	-	2000	M4	1
SPP-18-10-P13-6000	1-15-80-00-39-SPP	-	-	6000	M4	1

\*packing unit

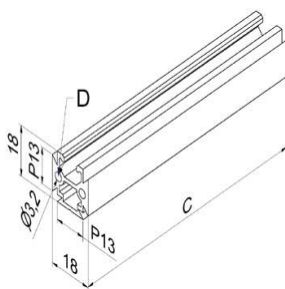
### SPP-18-18 / Small Prism Profile



Des.	Artikel No.	A	B	C	D	PU*
SPP-18-18-P13-0500	1-15-80-00-25-SPP	-	-	500	M4	1
SPP-18-18-P13-1000	1-15-80-00-30-SPP	-	-	1000	M4	1
SPP-18-18-P13-1500	1-15-80-00-35-SPP	-	-	1500	M4	1
SPP-18-18-P13-2000	1-15-80-00-40-SPP	-	-	2000	M4	1
SPP-18-18-P13-6000	1-15-80-00-49-SPP	-	-	6000	M4	1

\*packing unit

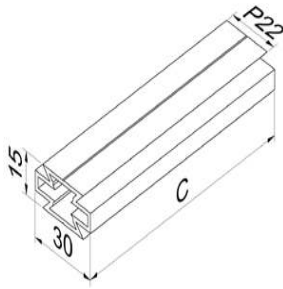
### SPP-18-18-N / Small Prism Profile



Des.	Artikel No.	A	B	C	D	PU*
SPP-18-18-P13-N-0500	1-15-80-00-45-SPP	-	-	500	M4	1
SPP-18-18-P13-N-1000	1-15-80-00-50-SPP	-	-	1000	M4	1
SPP-18-18-P13-N-1500	1-15-80-00-55-SPP	-	-	1500	M4	1
SPP-18-18-P13-N-2000	1-15-80-00-60-SPP	-	-	2000	M4	1
SPP-18-18-P13-N-6000	1-15-80-00-69-SPP	-	-	6000	M4	1

\*packing unit

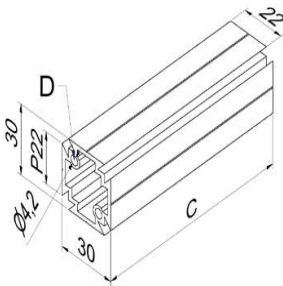
MPP-30-15 / Middle Prism Profile



Des.	Artikel No.	A	B	C	D	PU*
MPP-30-15-P22-0500	1-15-80-02-05-MPP	-	-	500	-	1
MPP-30-15-P22-1000	1-15-80-02-10-MPP	-	-	1000	-	1
MPP-30-15-P22-1500	1-15-80-02-15-MPP	-	-	1500	-	1
MPP-30-15-P22-2000	1-15-80-02-20-MPP	-	-	2000	-	1
MPP-30-15-P22-6000	1-15-80-02-29-MPP	-	-	6000	-	1

\*packing unit

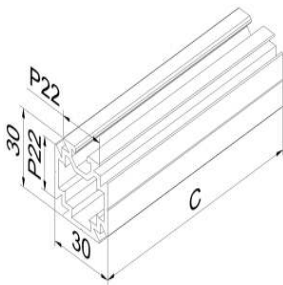
MPP-30-30 / Middle Prism Profile



Des.	Artikel No.	A	B	C	D	PU*
MPP-30-30-P22-0500	1-15-80-02-25-MPP	-	-	500	M5	1
MPP-30-30-P22-1000	1-15-80-02-30-MPP	-	-	1000	M5	1
MPP-30-30-P22-1500	1-15-80-02-35-MPP	-	-	1500	M5	1
MPP-30-30-P22-2000	1-15-80-02-40-MPP	-	-	2000	M5	1
MPP-30-30-P22-6000	1-15-80-02-49-MPP	-	-	6000	M5	1

\*packing unit

MPP-30-30-N / Middle Prism Profile

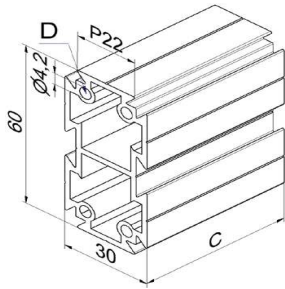


Des.	Artikel No.	A	B	C	D	PU*
MPP-30-30-P22-N-0500	1-15-80-02-45-MPP	-	-	500	-	1
MPP-30-30-P22-N-1000	1-15-80-02-50-MPP	-	-	1000	-	1
MPP-30-30-P22-N-1500	1-15-80-02-55-MPP	-	-	1500	-	1
MPP-30-30-P22-N-2000	1-15-80-02-60-MPP	-	-	2000	-	1
MPP-30-30-P22-N-6000	1-15-80-02-69-MPP	-	-	6000	-	1

\*packing unit



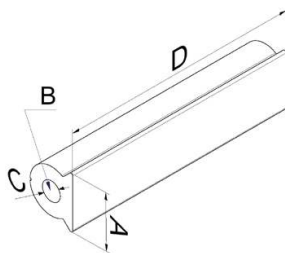
### MPP-60-30 / Middle Prism Profile



Des.	Artikel No.	A	B	C	D	PU*	
MPP-60-30-P22-0500	1-15-80-02-75-MPP	-	-	500	M5	1	
MPP-60-30-P22-1000	1-15-80-02-80-MPP	-	-	1000	M5	1	
MPP-60-30-P22-1500	1-15-80-02-85-MPP	-	-	1500	M5	1	
MPP-60-30-P22-2000	1-15-80-02-90-MPP	-	-	2000	M5	1	
MPP-60-30-P22-6000	1-15-80-02-99-MPP	-	-	6000	M5	1	

\*packing unit

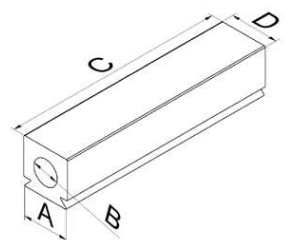
### GGP-P-1000 / Gripperarm Profile Prism



Des.	Artikel No.	A	B	C	D	PU*	
GGP-P13-5-1000	1-40-50-70-00-GGS	P13	M5	4,2	1000	1	
GGP-P22-14-1000	1-40-50-74-00-GGS	P22	G1/4	11,8	1000	1	

\*packing unit

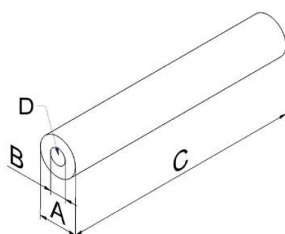
### RGP-P-1000 / Tube grip profile Prism



Des.	Artikel No.	A	B	C	D	PU*	
RGP-P13-18-1000	1-40-51-10-00-RGP	P13	8,8	1000	18	1	
RGP-P22-14-1000	1-40-51-12-00-RGP	P22	11,8	1000	22	1	

\*packing unit

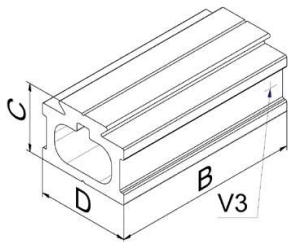
### GAR / Gripper Arm Tube



Des.	Artikel No.	A	B	C	D	PU*	
GAR-10-4,2-1000	1-40-14-90-00-GAR	10	4,2	1000	M5	1	
GAR-14-8,7-1000	1-40-14-92-00-GAR	14	8,8	1000	G1/8	1	
GAR-20-11,8-1000	1-40-14-94-00-GAR	20	11,8	1000	G1/4	1	
GAR-30-26-1000	1-40-14-96-00-GAR	30	26	1000	M27 x1	1	

\*packing unit

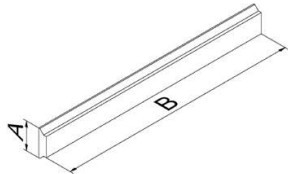
### KSV-P-P / Clamp Profile Prism



Des.	Artikel No.	A	B	C	D	PU*	
KSV-P13-1000	1-30-51-60-00-KSV	P13	1000	14,5	20	1	
KSV-P22-1000	1-30-51-70-00-KSV	P22	1000	19	26	1	

\*packing unit

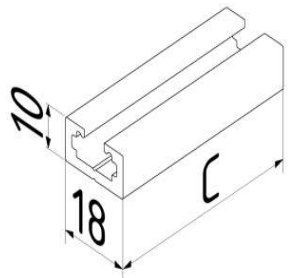
### PRP / Prism Profile



Des.	Artikel No.	A	B	C	D	PU*	
PRP-P13-100	1-20-50-10-00-PRP	13	100	-	-	1	
PRP-P22-120	1-20-50-12-00-PRP	22	120	-	-	1	

\*packing unit

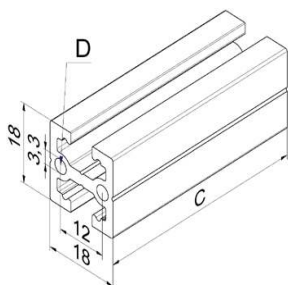
### SPR-18-10 / Small C Profile



Des.	Artikel No.	A	B	C	D	PU*	
SPR-18-10-0500	1-15-10-08-05-SPR	-	-	500	-	1	
SPR-18-10-1000	1-15-10-08-10-SPR	-	-	1000	-	1	
SPR-18-10-1500	1-15-10-08-15-SPR	-	-	1500	-	1	
SPR-18-10-2000	1-15-10-08-20-SPR	-	-	2000	-	1	
SPR-18-10-6000	1-15-10-08-60-SPR	-	-	6000	-	1	

\*packing unit

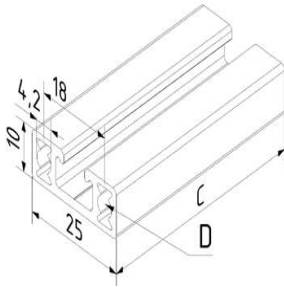
### SPR-18-18 / Small C Profile



Des.	Artikel No.	A	B	C	D	PU*	
SPR-18-18-0500	1-15-10-08-35-SPR	-	-	500	M4	1	
SPR-18-18-1000	1-15-10-08-40-SPR	-	-	1000	M4	1	
SPR-18-18-1500	1-15-10-08-45-SPR	-	-	1500	M4	1	
SPR-18-18-6000	1-15-10-08-49-SPR	-	-	6000	M4	1	
SPR-18-18-2000	1-15-10-08-50-SPR	-	-	2000	M4	1	

\*packing unit

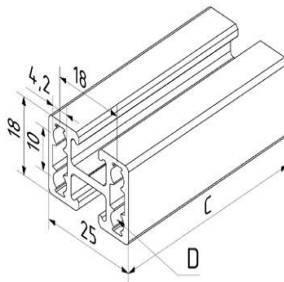
### XPR-25-10 / X Profile



Des.	Artikel No.	A	B	C	D	PU*	
XPR-25-10-0500	1-15-10-08-55-XPR	-	-	500	M5	1	
XPR-25-10-1000	1-15-10-08-60-XPR	-	-	1000	M5	1	
XPR-25-10-1500	1-15-10-08-65-XPR	-	-	1500	M5	1	
XPR-25-10-2000	1-15-10-08-70-XPR	-	-	2000	M5	1	
XPR-25-10-6000	1-15-10-08-79-XPR	-	-	6000	M5	1	

\*packing unit

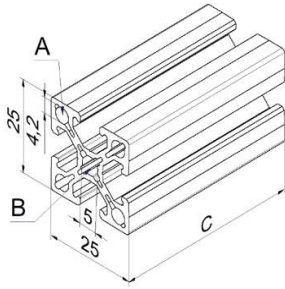
### XPR-25-18 / X Profile



Des.	Artikel No.	A	B	C	D	PU*	
XPR-25-18-0500	1-15-10-08-75-XPR	-	-	500	M5	1	
XPR-25-18-1000	1-15-10-08-80-XPR	-	-	1000	M5	1	
XPR-25-18-1500	1-15-10-08-85-XPR	-	-	1500	M5	1	
XPR-25-18-2000	1-15-10-08-90-XPR	-	-	2000	M5	1	
XPR-25-18-6000	1-15-10-08-99-XPR	-	-	6000	M5	1	

\*packing unit

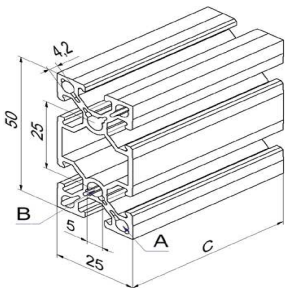
XPR-25-25 / X Profile



Des.	Artikel No.	A	B	C	D	PU*
XPR-25-25-0200	1-15-10-13-00-XPR	M5	M6	200	-	1
XPR-25-25-0250	1-15-10-14-00-XPR	M5	M6	250	-	1
XPR-25-25-0300	1-15-10-15-00-XPR	M5	M6	300	-	1
XPR-25-25-0350	1-15-10-16-00-XPR	M5	M6	350	-	1
XPR-25-25-0400	1-15-10-17-00-XPR	M5	M6	400	-	1
XPR-25-25-0450	1-15-10-18-00-XPR	M5	M6	450	-	1
XPR-25-25-0500	1-15-10-19-00-XPR	M5	M6	500	-	1
XPR-25-25-0550	1-15-10-20-00-XPR	M5	M6	550	-	1
XPR-25-25-0600	1-15-10-21-00-XPR	M5	M6	600	-	1
XPR-25-25-0650	1-15-10-22-00-XPR	M5	M6	650	-	1
XPR-25-25-0700	1-15-10-23-00-XPR	M5	M6	700	-	1
XPR-25-25-0750	1-15-10-24-00-XPR	M5	M6	750	-	1
XPR-25-25-0800	1-15-10-25-00-XPR	M5	M6	800	-	1
XPR-25-25-0850	1-15-10-26-00-XPR	M5	M6	850	-	1
XPR-25-25-0900	1-15-10-27-00-XPR	M5	M6	900	-	1
XPR-25-25-0950	1-15-10-28-00-XPR	M5	M6	950	-	1
XPR-25-25-1000	1-15-10-29-00-XPR	M5	M6	1000	-	1
XPR-25-25-2000	1-15-10-30-00-XPR	M5	M6	2000	-	1
XPR-25-25-1500	1-15-10-33-00-XPR	M5	M6	1500	-	1
XPR-25-25-6000	1-15-10-40-00-XPR	M5	M6	6000	-	1

\*packing unit

XPR-50-25 / X Profile

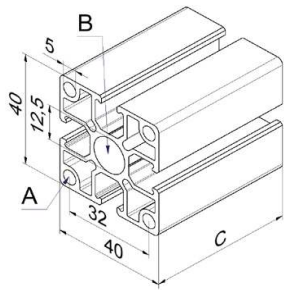


Des.	Artikel No.	A	B	C	D	PU*
XPR-50-25-0500	1-15-12-19-00-XPR	M5	M6	500	-	1
XPR-50-25-1000	1-15-12-28-00-XPR	M5	M6	1000	-	1
XPR-50-25-1500	1-15-12-29-00-XPR	M5	M6	1500	-	1
XPR-50-25-2000	1-15-12-30-00-XPR	M5	M6	2000	-	1
XPR-50-25-6000	1-15-12-40-00-XPR	M5	M6	6000	-	1

\*packing unit



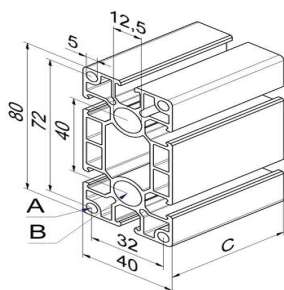
### LPR-40-40 / Large X Profile



Des.	Artikel No.	A	B	C	D	PU*
LPR-40-40-0500	1-15-13-00-05-LPR	M6	M14 x1,5	500	-	1
LPR-40-40-1000	1-15-13-00-10-LPR	M6	M14 x1,5	1000	-	1
LPR-40-40-1500	1-15-13-00-15-LPR	M6	M14 x1,5	1500	-	1
LPR-40-40-2000	1-15-13-00-20-LPR	M6	M14 x1,5	2000	-	1
LPR-40-40-6000	1-15-13-00-25-LPR	M6	M14 x1,5	6000	-	1

\*packing unit

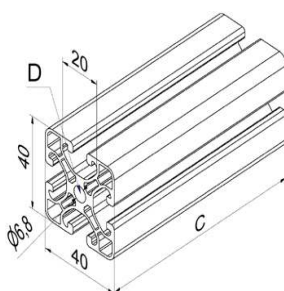
### LPR-80-40 / Large X Profile



Des.	Artikel No.	A	B	C	D	PU*
LPR-80-40-0500	1-15-13-00-28-LPR	M6	M14 x1,5	500	-	1
LPR-80-40-1000	1-15-13-00-30-LPR	M6	M14 x1,5	1000	-	1
LPR-80-40-1500	1-15-13-00-35-LPR	M6	M14 x1,5	1500	-	1
LPR-80-40-2000	1-15-13-00-40-LPR	M6	M14 x1,5	2000	-	1
LPR-80-40-6000	1-15-13-00-50-LPR	M6	M14 x1,5	6000	-	1

\*packing unit

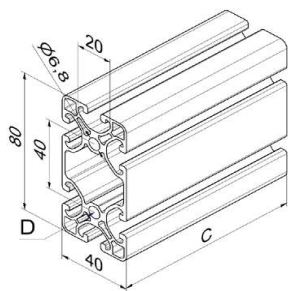
### KPR-L-40-40 / Construction X Profile Light



Des.	Artikel No.	A	B	C	D	PU*
KPR-L-40-40-0500	1-15-15-00-05-KPR	-	-	500	M8	1
KPR-L-40-40-1000	1-15-15-00-10-KPR	-	-	1000	M8	1
KPR-L-40-40-1500	1-15-15-00-15-KPR	-	-	1500	M8	1
KPR-L-40-40-2000	1-15-15-00-20-KPR	-	-	2000	M8	1
KPR-L-40-40-6000	1-15-15-00-29-KPR	-	-	6000	M8	1

\*packing unit

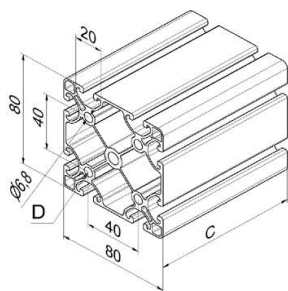
### KPR-L-80-40 / Construction X Profile Light



Des.	Artikel No.	A	B	C	D	PU*	
KPR-L-80-40-0500	1-15-15-00-25-KPR	-	-	500	M8	1	
KPR-L-80-40-1000	1-15-15-00-30-KPR	-	-	1000	M8	1	
KPR-L-80-40-1500	1-15-15-00-35-KPR	-	-	1500	M8	1	
KPR-L-80-40-2000	1-15-15-00-40-KPR	-	-	2000	M8	1	
KPR-L-80-40-6000	1-15-15-00-49-KPR	-	-	6000	M8	1	

\*packing unit

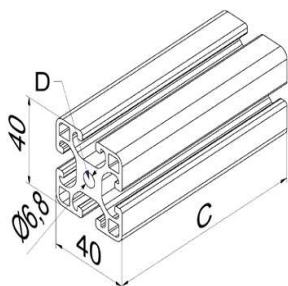
### KPR-L-80-80 / Construction X Profile Light



Des.	Artikel No.	A	B	C	D	PU*	
KPR-L-80-80-0500	1-15-15-00-45-KPR	-	-	500	M8	1	
KPR-L-80-80-1000	1-15-15-00-50-KPR	-	-	1000	M8	1	
KPR-L-80-80-1500	1-15-15-00-55-KPR	-	-	1500	M8	1	
KPR-L-80-80-2000	1-15-15-00-60-KPR	-	-	2000	M8	1	
KPR-L-80-80-6000	1-15-15-00-69-KPR	-	-	6000	M8	1	

\*packing unit

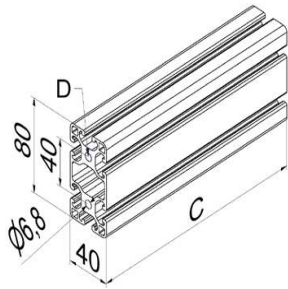
### KPR-40-40 / Construction X Profile



Des.	Artikel No.	A	B	C	D	PU*	
KPR-40-40-0500	1-15-14-00-05-KPR	-	-	500	M8	1	
KPR-40-40-1000	1-15-14-00-10-KPR	-	-	1000	M8	1	
KPR-40-40-1500	1-15-14-00-15-KPR	-	-	1500	M8	1	
KPR-40-40-2000	1-15-14-00-20-KPR	-	-	2000	M8	1	
KPR-40-40-6000	1-15-14-00-29-KPR	-	-	6000	M8	1	

\*packing unit

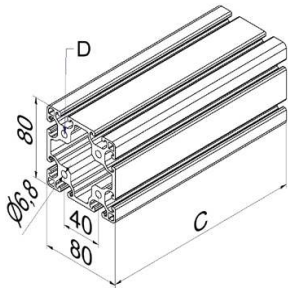
KPR-80-40 / Construction X Profile



Des.	Artikel No.	A	B	C	D	PU*	
KPR-80-40-0500	1-15-14-00-25-KPR	-	-	500	M8	1	
KPR-80-40-1000	1-15-14-00-30-KPR	-	-	1000	M8	1	
KPR-80-40-1500	1-15-14-00-35-KPR	-	-	1500	M8	1	
KPR-80-40-2000	1-15-14-00-40-KPR	-	-	2000	M8	1	
KPR-80-40-6000	1-15-14-00-49-KPR	-	-	6000	M8	1	

\*packing unit

KPR-80-80 / Construction X Profile

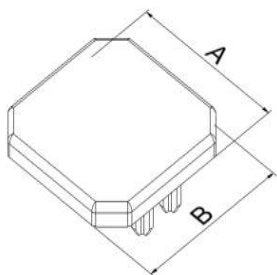


Des.	Artikel No.	A	B	C	D	PU*	
KPR-80-80-0500	1-15-14-00-45-KPR	-	-	500	M8	1	
KPR-80-80-1000	1-15-14-00-50-KPR	-	-	1000	M8	1	
KPR-80-80-1500	1-15-14-00-55-KPR	-	-	1500	M8	1	
KPR-80-80-2000	1-15-14-00-60-KPR	-	-	2000	M8	1	
KPR-80-80-6000	1-15-14-00-69-KPR	-	-	6000	M8	1	

\*packing unit

## 20 Profile accessories

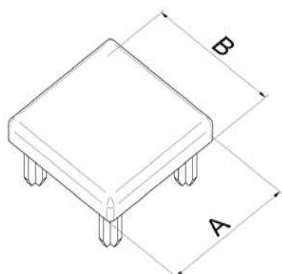
### PEK-P / Profile End Cap Prism



Des.	Artikel No.	A	B	C	D	PU*
PEK-18-10-P13	1-20-10-60-00-PEK	18	10	-	-	10
PEK-18-18-P13	1-20-10-62-00-PEK	18	18	-	-	10
PEK-18-18-P13-N	1-20-10-64-00-PEK	18	18	-	-	10
PEK-30-15-P22	1-20-10-66-00-PEK	30	15	-	-	10
PEK-30-30-P22	1-20-10-68-00-PEK	30	30	-	-	10
PEK-30-30-P22-N	1-20-10-70-00-PEK	30	30	-	-	10
PEK-60-30-P22	1-20-10-72-00-PEK	60	30	-	-	10

\*packing unit

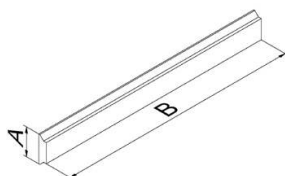
### PEK / Profile End Cap



Des.	Artikel No.	A	B	C	D	PU*
PEK-18-10	1-20-10-12-00-PEK	18	10	-	-	10
PEK-18-18	1-20-10-14-00-PEK	18	18	-	-	10
PEK-25-10	1-20-10-16-00-PEK	25	10	-	-	10
PEK-25-18	1-20-10-18-00-PEK	25	18	-	-	10
PEK-25-25	1-20-10-20-00-PEK	25	25	-	-	10
PEK-50-25	1-20-10-22-00-PEK	25	50	-	-	10
PEK-40-40	1-20-10-24-00-PEK	40	40	-	-	10
PEK-80-40	1-20-10-26-00-PEK	80	40	-	-	10
PEK-40-40-K	1-20-10-28-00-PEK	40	40	-	-	10
PEK-80-40-K	1-20-10-30-00-PEK	80	40	-	-	10
PEK-80-80-K	1-20-10-32-00-PEK	80	80	-	-	10

\*packing unit

### PRP / Prism Profile

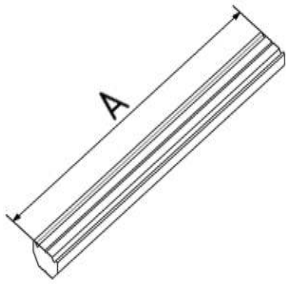


Des.	Artikel No.	A	B	C	D	PU*
PRP-P13-100	1-20-50-10-00-PRP	13	100	-	-	1
PRP-P22-120	1-20-50-12-00-PRP	22	120	-	-	1

\*packing unit



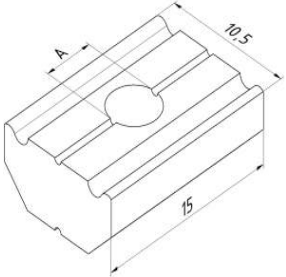
### XNS-P / X Channel Nut Profile



Des.	Artikel No.	A	B	C	D	PU*	
XNS	1-20-80-00-00-XNS	2000	-	-	-	1	

\*packing unit

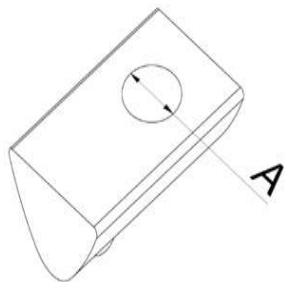
### XNS / X Channel Nut - 1x Thread



Des.	Artikel No.	A	B	C	D	PU*	
XNS-3	1-20-80-10-00-XNS	M3	-	-	-	10	
XNS-4	1-20-81-10-00-XNS	M4	-	-	-	10	
XNS-5	1-20-82-10-00-XNS	M5	-	-	-	10	
XNS-6	1-20-83-10-00-XNS	M6	-	-	-	10	

\*packing unit

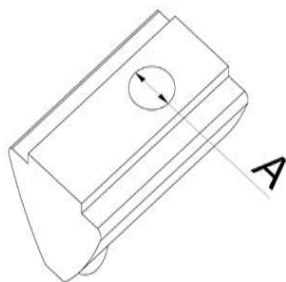
### XNS-K / X Channel Nut - 1x Thread



Des.	Artikel No.	A	B	C	D	PU*	
XNS-4-K	1-20-84-10-00-XNS	M4	-	-	-	10	
XNS-5-K	1-20-84-12-00-XNS	M5	-	-	-	10	
XNS-6-K	1-20-84-14-00-XNS	M6	-	-	-	10	
XNS-8-K	1-20-84-16-00-XNS	M8	-	-	-	10	

\*packing unit

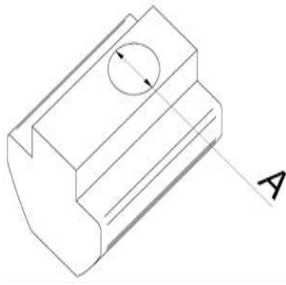
### XNS-S-K / X Channel Nut - 1x Thread with Edge



Des.	Artikel No.	A	B	C	D	PU*	
XNS-4-S-K	1-20-84-20-00-XNS	M4	-	-	-	10	
XNS-5-S-K	1-20-84-22-00-XNS	M5	-	-	-	10	
XNS-6-S-K	1-20-84-24-00-XNS	M6	-	-	-	10	
XNS-8-S-K	1-20-84-26-00-XNS	M8	-	-	-	10	

\*packing unit

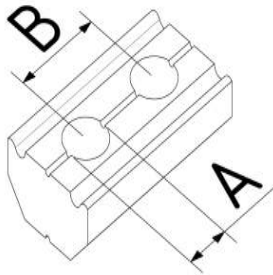
XNS-K-V / X Channel Nut - 1x Thread



Des.	Artikel No.	A	B	C	D	PU*	
XNS-5-K-V	1-20-84-30-00-XNS	M5	-	-	-	10	
XNS-6-K-V	1-20-84-32-00-XNS	M6	-	-	-	10	
XNS-8-K-V	1-20-84-34-00-XNS	M8	-	-	-	10	

\*packing unit

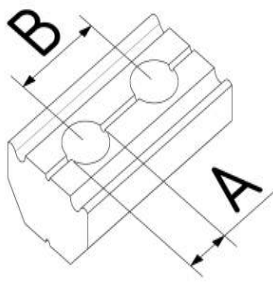
XNS-4-X / X Channel Nut - 2x M4 Threads



Des.	Artikel No.	A	B	C	D	PU*	
XNS-4-8	1-20-81-12-00-XNS	M4	8	-	-	1	
XNS-4-9	1-20-81-13-10-XNS	M4	9	-	-	1	
XNS-4-10	1-20-81-14-00-XNS	M4	10	-	-	1	
XNS-4-16	1-20-81-18-00-XNS	M4	16	-	-	1	
XNS-4-25	1-20-81-22-00-XNS	M4	25	-	-	1	
XNS-4-26	1-20-81-40-00-XNS	M4	26	-	-	1	
XNS-4-31	1-20-81-43-00-XNS	M4	31	-	-	1	

\*packing unit

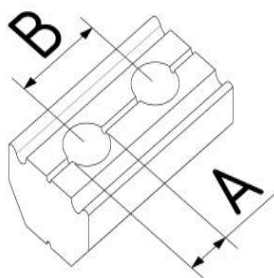
XNS-5-X / X Channel Nut - 2x M5 Threads



Des.	Artikel No.	A	B	C	D	PU*
XNS-5-9	1-20-82-11-00-XNS	M5	9	-	-	1
XNS-5-10	1-20-82-12-00-XNS	M5	10	-	-	1
XNS-5-12	1-20-82-13-00-XNS	M5	12	-	-	1
XNS-5-15	1-20-82-16-00-XNS	M5	15	-	-	1
XNS-5-16	1-20-82-17-00-XNS	M5	16	-	-	1
XNS-5-20	1-20-82-20-00-XNS	M5	20	-	-	1
XNS-5-22	1-20-82-21-00-XNS	M5	22	-	-	1
XNS-5-25	1-20-82-22-00-XNS	M5	25	-	-	1
XNS-5-28	1-20-82-23-00-XNS	M5	28	-	-	1
XNS-5-30	1-20-82-24-00-XNS	M5	30	-	-	1
XNS-5-35	1-20-82-30-00-XNS	M5	35	-	-	1
XNS-5-36	1-20-82-31-00-XNS	M5	36	-	-	1
XNS-5-40	1-20-82-32-00-XNS	M5	40	-	-	1
XNS-5-41	1-20-82-34-00-XNS	M5	41	-	-	1
XNS-5-45	1-20-82-38-00-XNS	M5	45	-	-	1
XNS-5-50	1-20-82-40-00-XNS	M5	50	-	-	1
XNS-5-60	1-20-82-46-00-XNS	M5	60	-	-	1
XNS-5-61	1-20-82-47-00-XNS	M5	61	-	-	1
XNS-5-65	1-20-82-48-00-XNS	M5	65	-	-	1
XNS-5-70	1-20-82-50-00-XNS	M5	70	-	-	1
XNS-5-80	1-20-82-60-00-XNS	M5	80	-	-	1
XNS-5-90	1-20-82-70-00-XNS	M5	90	-	-	1
XNS-5-100	1-20-82-80-00-XNS	M5	100	-	-	1

\*packing unit

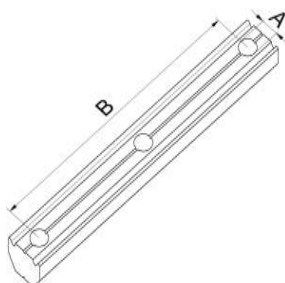
XNS-6-X / X Channel Nut - 2x M6 Threads



Des.	Artikel No.	A	B	C	D	PU*
XNS-6-10	1-20-83-12-00-XNS	M6	10	-	-	1
XNS-6-12	1-20-83-13-00-XNS	M6	12	-	-	1
XNS-6-15	1-20-83-16-00-XNS	M6	15	-	-	1
XNS-6-20	1-20-83-18-00-XNS	M6	20	-	-	1
XNS-6-25	1-20-83-20-00-XNS	M6	25	-	-	1
XNS-6-28	1-20-83-21-00-XNS	M6	28	-	-	1
XNS-6-30	1-20-83-22-00-XNS	M6	30	-	-	1
XNS-6-37	1-20-83-23-00-XNS	M6	37	-	-	1
XNS-6-40	1-20-83-24-00-XNS	M6	40	-	-	1
XNS-6-45	1-20-83-26-00-XNS	M6	45	-	-	1
XNS-6-50	1-20-83-30-00-XNS	M6	50	-	-	1
XNS-6-51	1-20-83-31-00-XNS	M6	51	-	-	1
XNS-6-52	1-20-83-32-00-XNS	M6	52	-	-	1
XNS-6-61	1-20-83-41-00-XNS	M6	61	-	-	1
XNS-6-90	1-20-83-70-00-XNS	M6	90	-	-	1
XNS-6-92	1-20-83-71-00-XNS	M6	92	-	-	1

\*packing unit

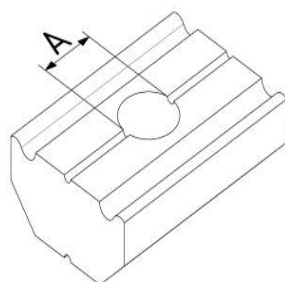
XNS-X-X-X / X Channel Nut for EOAT Ground Plate



Des.	Artikel No.	A	B	C	D	PU*
XNS-5-70-3	1-20-82-90-00-XNS	M5	70	-	-	1
XNS-5-120-3	1-20-82-92-00-XNS	M5	120	-	-	1
XNS-6-200-3	1-20-82-93-00-XNS	M6	200	-	-	1

\*packing unit

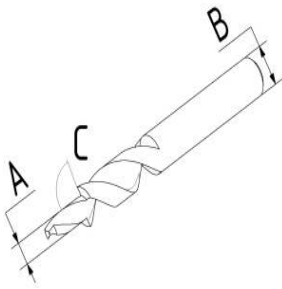
XUP / X Channel Nut - 1x Hole



Des.	Artikel No.	A	B	C	D	PU*
XUP-4	1-20-81-98-00-XUP	4,5	-	-	-	10
XUP-5	1-20-82-98-00-XUP	5,5	-	-	-	10
XUP-6	1-20-83-98-00-XUP	6,5	-	-	-	10

\*packing unit

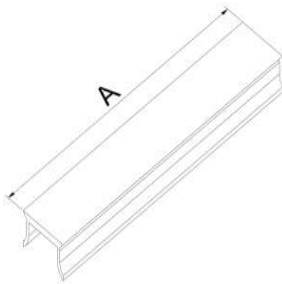
### STB / Stepped Drill



Des.	Artikel No.	A	B	C	D	PU*
STB-4-135	1-20-00-00-02-STB	4,5	9	135°	-	1
STB-4-90	1-20-00-00-03-STB	4,5	9	90°	-	1
STB-5-90	1-20-00-00-04-STB	5,5	10	90°	-	1
STB-6-90	1-20-00-00-06-STB	6,5	11	90°	-	1

\*packing unit

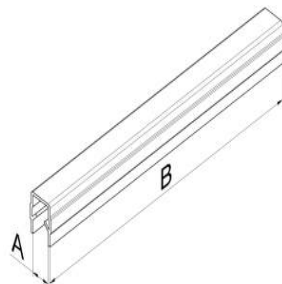
### ADP / Cover Profile



Des.	Artikel No.	A	B	C	D	PU*
ADP-K	1-20-90-00-20-ADP	2m	-	-	-	1

\*packing unit

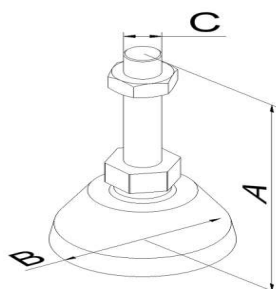
### AEP / Close insert profile



Des.	Artikel No.	A	B	C	D	PU*
AEP-4-6-2000	1-20-90-00-80-AEP	4-6	2m	-	-	1

\*packing unit

### PFU / Profil base Foot

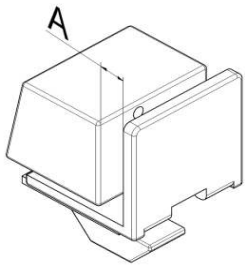


Des.	Artikel No.	A	B	C	D	PU*
PFU-40	1-20-90-00-50-PFU	70	38	M8	-	1

\*packing unit



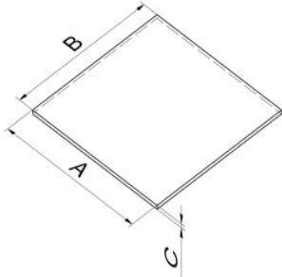
KBP / Clamp Block for plate



Des.	Artikel No.	A	B	C	D	PU*	
KBP-6-K	1-20-90-00-90-KBP	6	-	-	-	10	

\*packing unit

MAP / Makrolonplate

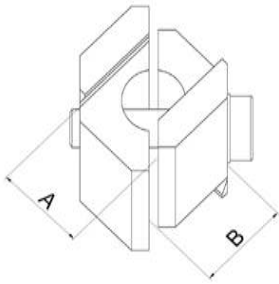


Des.	Artikel No.	A	B	C	D	PU*	
MAP-1000-1000	1-20-90-10-00-MAP	1000	1000	6	-	1	

\*packing unit

## 25 Profil connectors

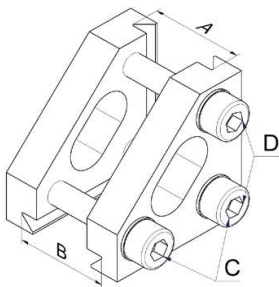
### KVS-P / Profile Connection Prism



Des.	Artikel No.	A	B	C	D	PU*	
KVS-P13-P13	1-25-50-10-00-KVS	P13	P13	-	-	1	
KVS-P13-P22	1-25-50-16-00-KVS	P13	P22	-	-	1	
KVS-P22-P22	1-25-50-20-00-KVS	P22	P22	-	-	1	

\*packing unit

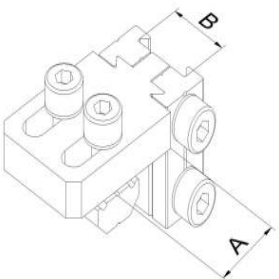
### WIV-P / Profile Connection Prism 90° Prism



Des.	Artikel No.	A	B	C	D	PU*	
WIV-1-P13-P13	1-25-50-30-00-WIV	P13	P13	1	-	1	
WIV-2-2-P13-P13	1-25-50-32-00-WIV	P13	P13	2	2	1	
WIV-2-2-P13-P22	1-25-50-36-00-WIV	P13	P22	2	2	1	
WIV-3-3-P22-P22	1-25-50-39-00-WIV	P22	P22	3	3	1	
WIV-2-2-P22-P22	1-25-50-40-00-WIV	P22	P22	2	2	1	

\*packing unit

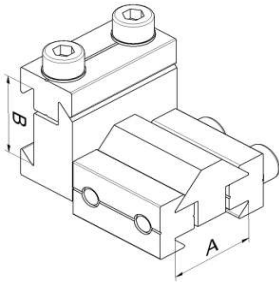
### KVP-PI / Clamp Prism Inside



Des.	Artikel No.	A	B	C	D	PU*	
KVP-PI-13-XL	1-25-90-10-00-KVP	12,5/20	P13	-	-	1	
KVP-PI-20-X	1-25-90-20-00-KVP	12,5	PI-20	-	-	1	
KVP-PI-22-X	1-25-90-28-00-KVP	12,5	PI-22	-	-	1	
KVP-PI-22-XL	1-25-90-30-00-KVP	12,5/20	PI-22	-	-	1	

\*packing unit

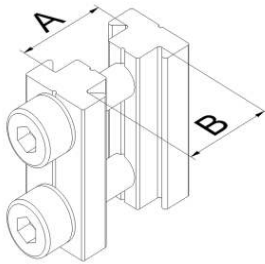
KVP-A-P-P / NEW / Clamb Prisma Outside



Des.	Artikel No.	A	B	C	D	PU*
KVP-A-P13-P13	1-25-90-50-00-KVP	P13	P13	-	-	1
KVP-A-P22-P22	1-25-90-52-00-KVP	P22	P22	-	-	1
KVP-A-P22-P13	1-25-90-54-00-KVP	P22	P13	-	-	1

\*packing unit

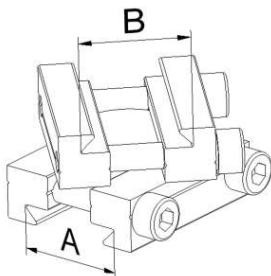
PPV-P / Profile Parallel connection Prism



Des.	Artikel No.	A	B	C	D	PU*
PPV-P13-P13-1	1-25-50-30-00-PPV	P13	P13	1	-	1
PPV-P13-P13-2	1-25-50-32-00-PPV	P13	P13	2	-	1
PPV-P22-P22-2	1-25-50-42-00-PPV	P22	P22	2	-	1
PPV-P13-P13-3-100	1-25-50-46-00-PPV	P13	P13	3	100	1
PPV-P22-P22-4-160	1-25-50-47-00-PPV	P22	P22	4	160	1
PPV-P22-P22-5-250	1-25-50-48-00-PPV	P22	P22	5	250	1

\*packing unit

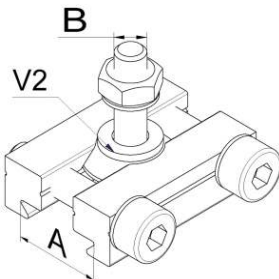
PDV-P / NEW / Profile Turnconnection Prism



Des.	Artikel No.	A	B	C	D	PU*
PDV-P13-P13-360	1-25-50-50-00-PDV	P13	P13	-	-	1
PDV-P22-P22-360	1-25-50-54-00-PDV	P22	P22	-	-	1
PDV-P13-P22-360	1-25-50-58-00-PDV	P13	P22	-	-	1

\*packing unit

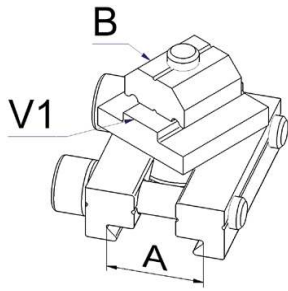
PDV-P-E / Profile Turnconnection Prism Easy



Des.	Artikel No.	A	B	C	D	PU*
PDV-P13-4-360-E	1-25-50-70-00-PDV	P13	M4	-	-	1
PDV-P22-5-360-E	1-25-50-72-00-PDV	P22	M5	-	-	1

\*packing unit

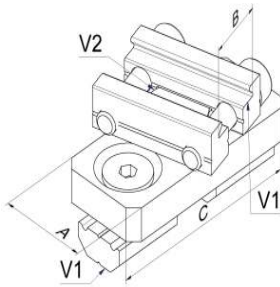
PDV-P-X-E / Profile Turnconnection Prism Easy



Des.	Artikel No.	A	B	C	D	PU*
PDV-P13-S-360-E	1-25-50-74-00-PDV	P13	SPR	-	-	1
PDV-P22-X-L-360-E	1-25-50-76-00-PDV	P22	XPR/ LPR	-	-	1

\*packing unit

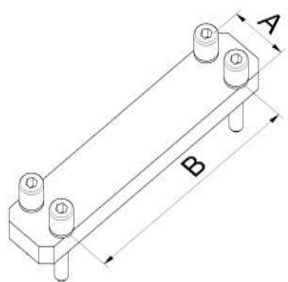
PDV-AS-P / Profile Turnconnection Prism screwed



Des.	Artikel No.	A	B	C	D	PU*
PDV-AS-P13-360	1-25-50-80-00-PDV	XPR	P13	40	-	1
PDV-AS-P22-360	1-25-50-82-00-PDV	LPR	P22	55	-	1

\*packing unit

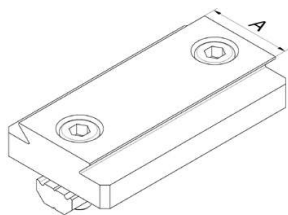
VPS-P / Reinforcement profile front end



Des.	Artikel No.	A	B	C	D	PU*
VPS-P13	1-25-60-20-00-VPS	18	70	GGP -1	-	1
VPS-P22	1-25-60-22-00-VPS	30	120	GGP -2	-	1

\*packing unit

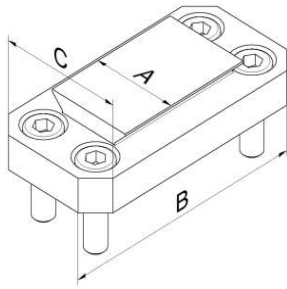
APP-P / NEW / adapter plate prism



Des.	Artikel No.	A	B	C	D	PU*
APP-P22	1-25-60-04-00-APP	P22	-	-	-	1

\*packing unit

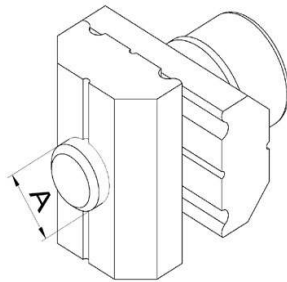
APP-S-P / Adapter plate front end



Des.	Artikel No.	A	B	C	D	PU*
APP-S-P22-MPP-60-30	1-25-60-10-00-APP	P22	60	30	-	1

\*packing unit

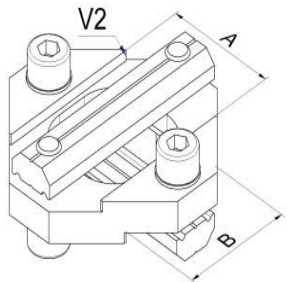
KVU / Profile Cross Clamp



Des.	Artikel No.	A	B	C	D	PU*
KVU-4	1-25-08-02-00-KVU	M4	-	-	-	10
KVU-5	1-25-08-04-00-KVU	M5	-	-	-	10
KVU-6	1-25-08-06-00-KVU	M6	-	-	-	10

\*packing unit

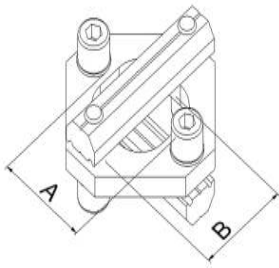
KVS / Profile Cross Clamp



Des.	Artikel No.	A	B	C	D	PU*
KVS-18-18-S	1-25-10-09-00-KVS	18	18	-	-	1
KVS-25-25-X	1-25-10-10-00-KVS	25	25	-	-	1
KVS-50-25-X	1-25-10-11-00-KVS	50	25	-	-	1
KVS-50-50-X	1-25-10-12-00-KVS	50	50	-	-	1
KVS-40-40-L	1-25-10-13-00-KVS	40	40	-	-	1
KVS-80-40-L	1-25-10-14-00-KVS	80	40	-	-	1
KVS-80-80-L	1-25-10-15-00-KVS	80	80	-	-	1
KVS-25-18-X	1-25-10-18-00-KVS	25	18	-	-	1
KVS-40-25-L	1-25-10-19-00-KVS	40	25	-	-	1

\*packing unit

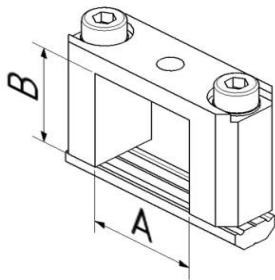
### KVS-E / Profile Cross Clamp Flat Version



Des.	Artikel No.	A	B	C	D	PU*
KVS-18-18-SE	1-25-10-20-00-KVS	18	18	-	-	1
KVS-25-25-XE	1-25-10-24-00-KVS	25	25	-	-	1

\*packing unit

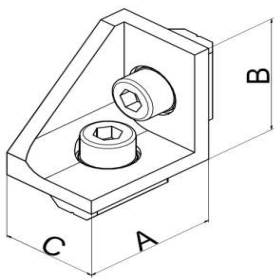
### KVV / Profile Cross Clamp



Des.	Artikel No.	A	B	C	D	PU*
KVV-18-10-S	1-25-12-10-00-KVV	18	10	-	-	1
KVV-18-18-S	1-25-12-12-00-KVV	18	18	-	-	1
KVV-25-10-X	1-25-12-14-00-KVV	25	10	-	-	1
KVV-25-18-X	1-25-12-16-00-KVV	25	18	-	-	1
KVV-25-25-X	1-25-12-18-00-KVV	25	25	-	-	1
KVV-50-25-X	1-25-12-20-00-KVV	50	25	-	-	1
KVV-25-50-X	1-25-12-22-00-KVV	25	50	-	-	1
KVV-40-40-L	1-25-12-24-00-KVV	40	40	-	-	1
KVV-80-40-L	1-25-12-26-00-KVV	80	40	-	-	1

\*packing unit

### WIV / Profile Cross Clamp

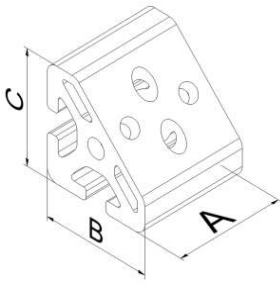


Des.	Artikel No.	A	B	C	D	PU*
WIV-25-0	1-25-14-10-00-WIV	25	25	18	-	1
WIV-50-25	1-25-14-12-00-WIV	45	45	18	-	1
WIV-40-0	1-25-14-14-00-WIV	40	40	40	-	1
WIV-40-40	1-25-14-16-00-WIV	80	80	40	-	1

\*packing unit



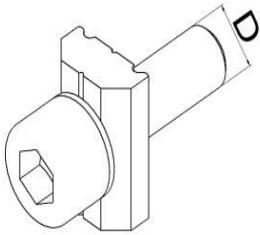
### WIE / Angle Element



Des.	Artikel No.	A	B	C	D	PU*	
WIE-40-90-K	1-25-14-30-00-WIE	40	40	40	-	1	

\*packing unit

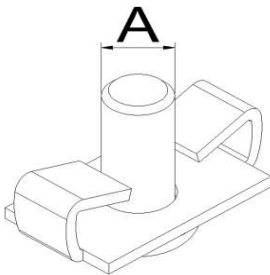
### SVB / Butt Connector



Des.	Artikel No.	A	B	C	D	PU*	
SVB-X-5	1-25-20-08-00-SVB	-	-	-	M5	10	
SVB-X-6	1-25-20-10-00-SVB	-	-	-	M6	10	
SVB-L-6	1-25-20-12-00-SVB	-	-	-	M6/ M14 x1,5	10	

\*packing unit

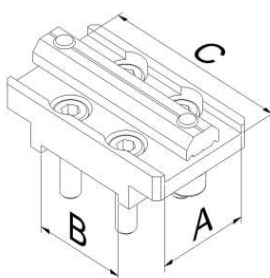
### SVB-K / Butt Connector



Des.	Artikel No.	A	B	C	D	PU*	
SVB-K-8	1-25-20-20-00-SVB	M8	-	-	-	10	

\*packing unit

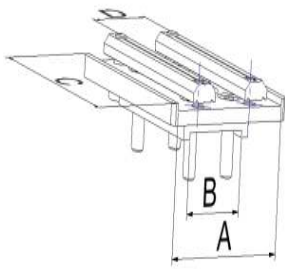
### STV / Butt Connector



Des.	Artikel No.	A	B	C	D	PU*	
STV-25-25-X	1-25-18-10-00-STV	25	25	50	-	1	
STV-25-50-25-X	1-25-18-12-00-STV	25	50	75	-	1	
STV-40-40-L	1-25-18-20-00-STV	40	40	62	-	1	

\*packing unit

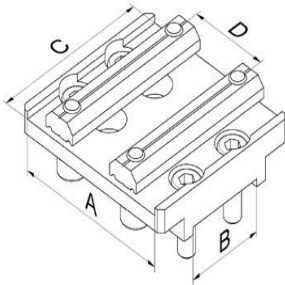
### STV-X / Butt Connector



Des.	Artikel No.	A	B	C	D	PU*	
STV-50-25-50-25-X	1-25-18-16-00-STV	50	25	75	25	1	

\*packing unit

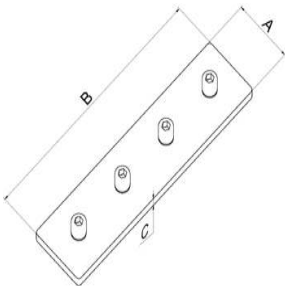
### STV-UX / Butt Connector



Des.	Artikel No.	A	B	C	D	PU*	
STV-50-25-UX	1-25-18-14-00-STV	50	25	50	25	1	

\*packing unit

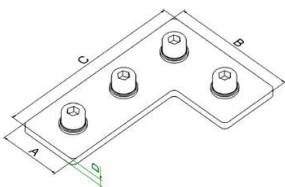
### PVB-G / Profile Connector Straight



Des.	Artikel No.	A	B	C	D	PU*	
PVB-G-25-50-X	1-25-15-02-00-PVB	25	50	3	-	1	
PVB-G-50-50-X	1-25-15-03-00-PVB	50	50	3	-	1	
PVB-G-25-100-X	1-25-15-04-00-PVB	25	100	3	-	1	
PVB-G-40-80-L	1-25-15-06-00-PVB	40	80	4	-	1	
PVB-G-40-160-L	1-25-15-08-00-PVB	40	160	4	-	1	

\*packing unit

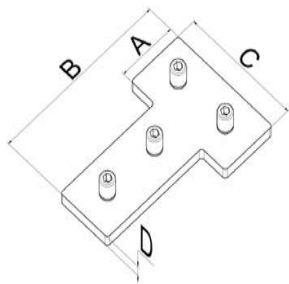
### PVB-W / Profile Connector 90°



Des.	Artikel No.	A	B	C	D	PU*	
PVB-W-50-50-X	1-25-15-20-00-PVB	25	50	50	3	1	
PVB-W-50-75-X	1-25-15-22-00-PVB	25	50	75	3	1	
PVB-W-80-80-L	1-25-15-24-00-PVB	40	80	80	4	1	
PVB-W-80-120-L	1-25-15-26-00-PVB	40	80	120	4	1	

\*packing unit

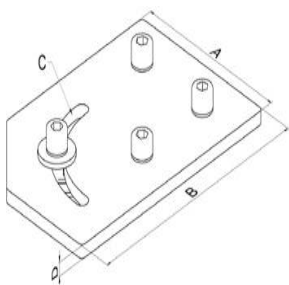
PVB-T / Profile Connector T-Form



Des.	Artikel No.	A	B	C	D	PU*	
PVB-T-50-75-X	1-25-15-40-00-PVB	25	75	50	3	1	
PVB-T-80-120-L	1-25-15-44-00-PVB	40	120	80	4	1	

\*packing unit

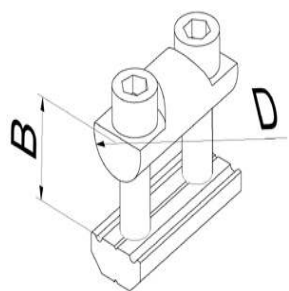
PVB-V / Profile Connector adjustable



Des.	Artikel No.	A	B	C	D	PU*	
PVB-V-0-90-X	1-25-15-60-00-PVB	50	75	0-90°	3	1	
PVB-V-0-90-L	1-25-15-62-00-PVB	80	120	0-90°	4	1	

\*packing unit

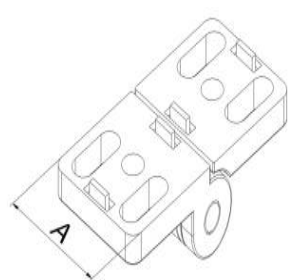
PVU / Profil Connector universal



Des.	Artikel No.	A	B	C	D	PU*	
PVU-10-25	1-25-22-02-00-PVU	-	12,5	-	10	1	
PVU-10-50	1-25-22-04-00-PVU	-	12,5	-	10	1	

\*packing unit

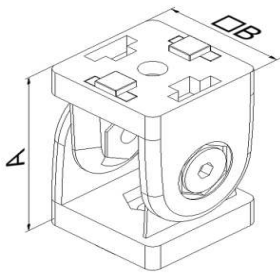
PSA / Profile frame joint



Des.	Artikel No.	A	B	C	D	PU*	
PSA-40-K	1-25-30-10-00-PSA	40	-	-	-	1	

\*packing unit

PGE / Profil joint

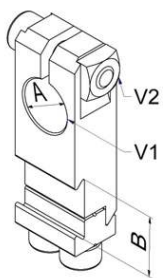


Des.	Artikel No.	A	B	C	D	PU*	
PGE-40-K	1-25-32-10-00-PGE	60	40	-	-	1	

\*packing unit

## 30 Clamp

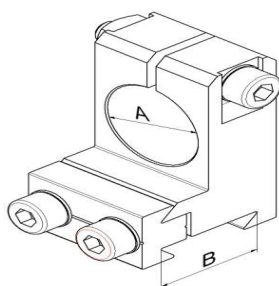
### KST-P / Clamp Prism



Des.	Artikel No.	A	B	C	D	PU*	
KST-10-P13	1-30-50-10-00-KST	10	P13	-	-	1	
KST-14-P13	1-30-50-12-00-KST	14	P13	-	-	1	
KST-14-P22	1-30-50-20-00-KST	14	P22	-	-	1	
KST-20-P22	1-30-50-30-00-KST	20	P22	-	-	1	
KST-30-P22	1-30-50-40-00-KST	30	P22	-	-	1	

\*packing unit

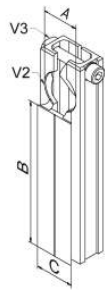
### KST-P-W / Clamp Prism



Des.	Artikel No.	A	B	C	D	PU*	
KST-10-P13-W	1-30-50-50-00-KST	10	13	-	-	1	
KST-14-P13-W	1-30-50-52-00-KST	14	13	-	-	1	
KST-14-P22-W	1-30-50-60-00-KST	14	22	-	-	1	
KST-20-P22-W	1-30-50-62-00-KST	20	P22	-	-	1	
KST-30-P22-W	1-30-50-64-00-KST	30	P22	-	-	1	

\*packing unit

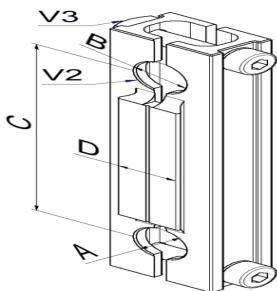
### KSV-P / Clamp adjustable Prism



Des.	Artikel No.	A	B	C	D	PU*
KSV-10-60-P13	1-30-51-00-00-KSV	10	60	P13	-	1
KSV-10-140-P13	1-30-51-02-00-KSV	10	140	P13	-	1
KSV-10-500-P13	1-30-51-03-00-KSV	10	500	P13	-	1
KSV-14-70-P13	1-30-51-04-00-KSV	14	70	P13	-	1
KSV-14-150-P13	1-30-51-06-00-KSV	14	150	P13	-	1
KSV-14-500-P13	1-30-51-08-00-KSV	14	500	P13	-	1
KSV-14-70-P22	1-30-51-10-00-KSV	14	70	P22	-	1
KSV-14-160-P22	1-30-51-20-00-KSV	14	160	P22	-	1
KSV-14-500-P22	1-30-51-24-00-KSV	14	500	P22	-	1
KSV-20-80-P22	1-30-51-30-00-KSV	20	80	P22	-	1
KSV-20-180-P22	1-30-51-40-00-KSV	20	180	P22	-	1
KSV-20-500-P22	1-30-51-44-00-KSV	20	500	P22	-	1

\*packing unit

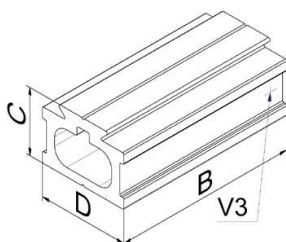
### KSV-P-D / Clamp adjustable Prism Double



Des.	Artikel No.	A	B	C	D	PU*
KSV-P13-D-10-10-60	1-30-51-80-00-KSV	10	10	60	P13	1
KSV-P13-D-10-10-100	1-30-51-82-00-KSV	10	10	100	P13	1
KSV-P13-D-14-14-80	1-30-51-84-00-KSV	14	14	80	P13	1
KSV-P13-D-14-14-120	1-30-51-86-00-KSV	14	14	120	P13	1
KSV-P22-D-14-14-100	1-30-51-88-00-KSV	14	14	100	P22	1
KSV-P22-D-14-14-140	1-30-51-90-00-KSV	14	14	140	P22	1
KSV-P22-D-20-20-120	1-30-51-92-00-KSV	20	20	120	P22	1
KSV-P22-D-20-20-160	1-30-51-94-00-KSV	20	20	160	P22	1

\*packing unit

### KSV-P-P / Clamp Profile Prism

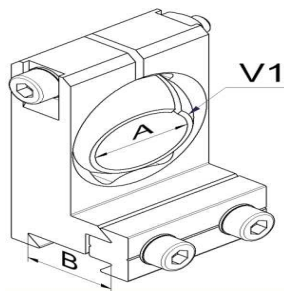


Des.	Artikel No.	A	B	C	D	PU*
KSV-P13-1000	1-30-51-60-00-KSV	P13	1000	14,5	20	1
KSV-P22-1000	1-30-51-70-00-KSV	P22	1000	19	26	1

\*packing unit



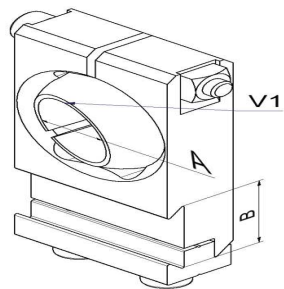
KSK-P-W / NEW / Clamp ball prism angle



Des.	Artikel No.	A	B	C	D	PU*
KSK-10-P13-W	1-30-52-52-00-KSK	10	P13	-	-	1
KSK-14-P22-W	1-30-52-60-00-KSK	14	P22	-	-	1
KSK-20-P22-W	1-30-52-62-00-KSK	20	P22	-	-	1

\*packing unit

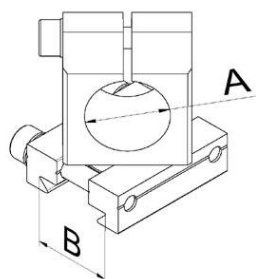
KSK-P / NEW / Clamp ball prism



Des.	Artikel No.	A	B	C	D	PU*
KSK-10-P13	1-30-54-50-00-KSK	10	P13	-	-	1
KSK-14-P22	1-30-54-60-00-KSK	14	P22	-	-	1
KSK-20-P22	1-30-54-70-00-KSK	20	P22	-	-	1

\*packing unit

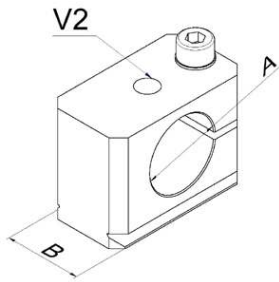
KSD-P / Clamp Adjustable Prism



Des.	Artikel No.	A	B	C	D	PU*
KSD-10-P13	1-30-53-30-00-KSD	10	P13	-	-	1
KSD-14-P13	1-30-53-34-00-KSD	14	P13	-	-	1
KSD-14-P22	1-30-53-36-00-KSD	14	P22	-	-	1
KSD-20-P22	1-30-53-38-00-KSD	20	P22	-	-	1
KSD-30-P22	1-30-53-42-00-KSD	30	P22	-	-	1

\*packing unit

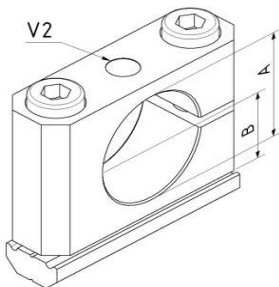
### KKR-P / Crossclamp Round prism



Des.	Artikel No.	A	B	C	D	PU*
KKR-10-P13	1-30-53-10-00-KKR	10	P13	-	-	1
KKR-14-P13	1-30-53-14-00-KKR	14	P13	-	-	1
KKR-14-P22	1-30-53-16-00-KKR	14	P22	-	-	1
KKR-20-P22	1-30-53-18-00-KKR	20	P22	-	-	1
KKR-30-P22	1-30-53-22-00-KKR	30	P22	-	-	1

\*packing unit

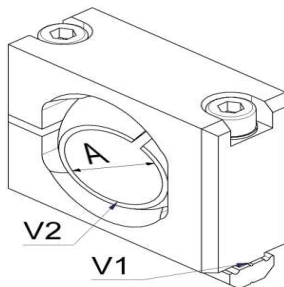
### KKR / Crossclamp Round



Des.	Artikel No.	A	B	C	D	PU*
KKR-10-S	1-30-05-02-00-KKR	10	8	-	-	1
KKR-14-X	1-30-05-06-00-KKR	14	10	-	-	1
KKR-20-X	1-30-05-08-00-KKR	20	13	-	-	1
KKR-20-L	1-30-05-09-00-KKR	20	13	-	-	1
KKR-30-L	1-30-05-10-00-KKR	30	18	-	-	1

\*packing unit

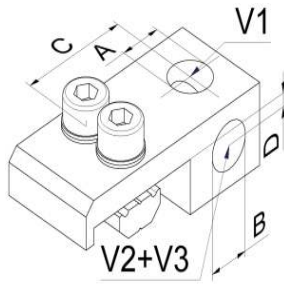
### KSK / Clamp Ball



Des.	Artikel No.	A	B	C	D	PU*
KSK-20-X	1-30-05-26-00-KSK	20	-	-	-	1

\*packing unit

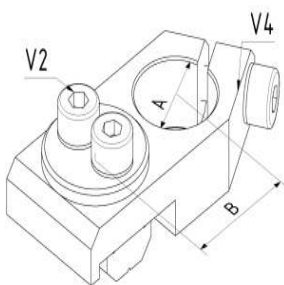
### GKF / Threadclamp Fixed



Des.	Artikel No.	A	B	C	D	PU*
GKF-5-5-S	1-30-08-02-00-GKF	M5	M5	17	0	1
GKF-18-18-X	1-30-08-06-00-GKF	G1/8"	G1/8"	22,5	2,5	1
GKF-14-18-X	1-30-08-07-00-GKF	G1/4"	G1/8"	22,5	0	1
GKF-14-14-L	1-30-08-08-00-GKF	G1/4"	G1/4"	33	2,5	1

\*packing unit

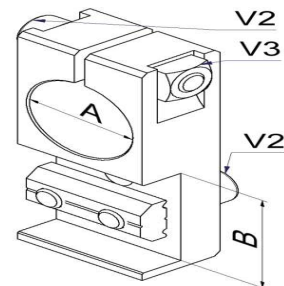
### KSD / Clamp Adjustable



Des.	Artikel No.	A	B	C	D	PU*
KSD-10-S	1-30-10-02-00-KSD	10	17	-	-	1
KSD-14-S	1-30-10-04-00-KSD	14	19	-	-	1
KSD-10-X	1-30-10-06-00-KSD	10	20,5	-	-	1
KSD-14-X	1-30-10-08-00-KSD	14	22,5	-	-	1
KSD-20-X	1-30-10-10-00-KSD	20	25,5	-	-	1
KSD-30-X	1-30-10-12-00-KSD	30	30,5	-	-	1
KSD-20-L	1-30-10-14-00-KSD	20	33	-	-	1

\*packing unit

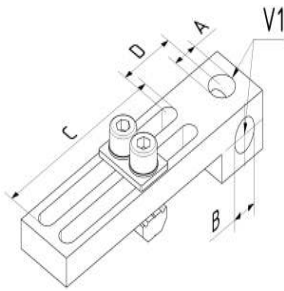
### KST / Clamp



Des.	Artikel No.	A	B	C	D	PU*
KST-14-X	1-30-10-32-00-KST	14	25	-	-	1
KST-20-X	1-30-10-34-00-KST	20	25	-	-	1

\*packing unit

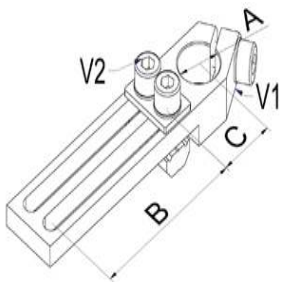
## GKV / Thread Clamp Adjustable



Des.	Artikel No.	A	B	C	D	PU*
GKV-5-5-40-S	1-30-11-02-00-GKV	M5	M5	40	17	1
GKV-18-18-60-X	1-30-11-04-00-GKV	G1/8"	G1/8"	60	19	1
GKV-14-18-60-X	1-30-11-05-00-GKV	G1/4"	G1/8"	60	19	1
GKV-14-14-70-L	1-30-11-06-00-GKV	G1/4"	G1/4"	70	22	1

\*packing unit

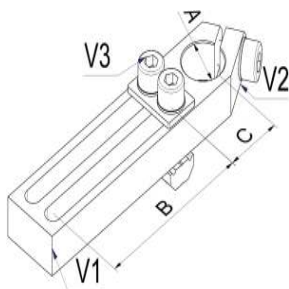
## KSV / Long Angle Clamp



Des.	Artikel No.	A	B	C	D	PU*
KSV-10-20-S	1-30-12-00-00-KSV	10	20	17	-	1
KSV-10-40-S	1-30-12-02-00-KSV	10	40	17	-	1
KSV-14-40-S	1-30-12-06-00-KSV	14	40	19	-	1
KSV-14-50-X	1-30-12-10-00-KSV	14	50	19	-	1
KSV-20-60-X	1-30-12-14-00-KSV	20	60	22	-	1
KSV-20-70-L	1-30-12-18-00-KSV	20	70	25,5	-	1
KSV-30-60-X	1-30-12-22-00-KSV	30	60	27	-	1
KSV-30-70-L	1-30-12-26-00-KSV	30	70	27	-	1

\*packing unit

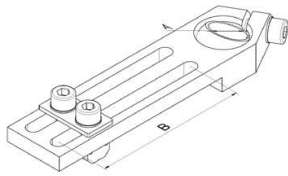
## KSV-V / Long Angle Clamp (Heavy Duty)



Des.	Artikel No.	A	B	C	D	PU*
KSV-10-40-SV	1-30-12-04-00-KSV	10	40	17	-	1
KSV-14-40-SV	1-30-12-08-00-KSV	14	40	19	-	1
KSV-14-50-XV	1-30-12-12-00-KSV	14	50	19	-	1
KSV-20-60-XV	1-30-12-16-00-KSV	20	60	22	-	1
KSV-20-70-LV	1-30-12-20-00-KSV	20	70	25,5	-	1
KSV-30-60-XV	1-30-12-24-00-KSV	30	60	27	-	1
KSV-30-70-LV	1-30-12-28-00-KSV	30	70	27	-	1

\*packing unit

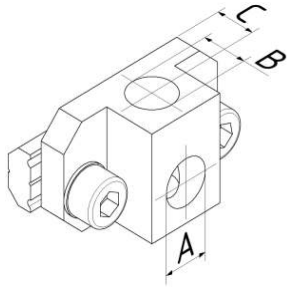
### KSV-K / Long Angle Clamp Ball



Des.	Artikel No.	A	B	C	D	PU*
KSV-K-10-50-X	1-30-16-10-00-KSV	10	50	-	-	1
KSV-K-14-60-X	1-30-16-16-00-KSV	14	60	-	-	1
KSV-K-20-60-X	1-30-16-20-00-KSV	20	60	-	-	1

\*packing unit

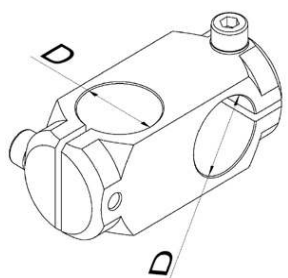
### SGB / Clamp for Vacuum Cups



Des.	Artikel No.	A	B	C	D	PU*
SGB-5-5-S	1-30-13-02-00-SGB	M5	M5	4	-	1
SGB-18-18-X	1-30-13-04-00-SGB	G1/8"	G1/8" "	7,5	-	1
SGB-14-14-L	1-30-13-06-00-SGB	G1/4"	G1/4" "	10	-	1

\*packing unit

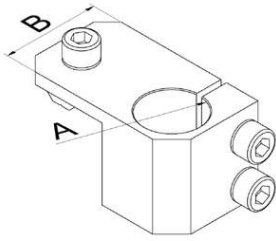
### KKS / Cross Clamp



Des.	Artikel No.	A	B	C	D	PU*
KKS-10-10-16	1-30-13-12-00-KKS	-	-	-	10	1
KKS-14-14-18	1-30-13-14-00-KKS	-	-	-	14	1
KKS-20-20-26	1-30-13-16-00-KKS	-	-	-	20	1
KKS-30-30-35	1-30-13-18-00-KKS	-	-	-	30	1

\*packing unit

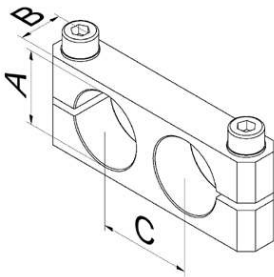
### KSW / Clamp Angle



Des.	Artikel No.	A	B	C	D	PU*
KSW-10-S	1-30-14-00-00-KSW	10	18	-	-	1
KSW-10-X	1-30-14-02-00-KSW	10	20	-	-	1
KSW-14-X	1-30-14-04-00-KSW	14	25	-	-	1
KSW-20-X	1-30-14-06-00-KSW	20	31,5	-	-	1
KSW-20-L	1-30-14-08-00-KSW	20	31,5	-	-	1
KSW-30-X	1-30-14-10-00-KSW	30	40	-	-	1
KSW-30-L	1-30-14-12-00-KSW	30	44	-	-	1

\*packing unit

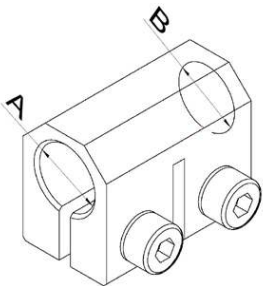
### PRK / Parallel Clamp



Des.	Artikel No.	A	B	C	D	PU*
PRK-10-10-16	1-30-13-32-00-PRK	10	8	16	-	1
PRK-14-14-18	1-30-13-34-00-PRK	14	10	18	-	1
PRK-20-20-26	1-30-13-36-00-PRK	20	12	26	-	1
PRK-30-30-35	1-30-13-38-00-PRK	30	20	35	-	1

\*packing unit

### VLS / Extension Clamp

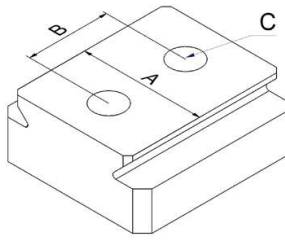


Des.	Artikel No.	A	B	C	D	PU*
VLS-10-10	1-30-13-60-00-VLS	10	10	-	-	1
VLS-14-14	1-30-13-62-00-VLS	14	14	-	-	1
VLS-20-20	1-30-13-64-00-VLS	20	20	-	-	1

\*packing unit



MKV-P / NEW / Clamp Connector Multi

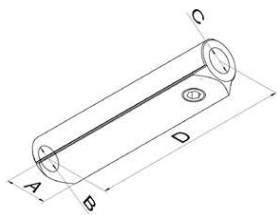


Des.	Artikel No.	A	B	C	D	PU*	
MKV-P13-8-4	1-30-98-10-00-MKV	P13	8	4	-	1	
MKV-P13-9-5	1-30-98-12-00-MKV	P13	9	5	-	1	
MKV-P13-12-5	1-30-98-14-00-MKV	P13	12	5	-	1	
MKV-P22-9-5	1-30-98-16-00-MKV	P22	9	5	-	1	
MKV-P22-10-5	1-30-98-20-00-MKV	P22	10	5	-	1	
MKV-P22-12-5	1-30-98-24-00-MKV	P22	12	5	-	1	
MKV-P22-20-6	1-30-98-32-00-MKV	P22	20	6	-	1	

\*packing unit

## 40 Gripper arms for vacuum cups

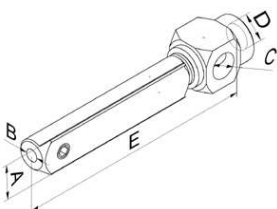
### GGG-P / Gripperarm Prism for Suction cups



Des.	Artikel No.	A	B	C	D	PU*	
GGG-P13-5-5-60	1-40-50-10-00-GGS	P13	M5	M5	60	1	
GGG-P13-5-5-90	1-40-50-20-00-GGS	P13	M5	M5	90	1	
GGG-P22-14-14-100	1-40-50-40-00-GGS	P22	G1/4	G1/4	100	1	
GGG-P22-14-14-150	1-40-50-50-00-GGS	P22	G1/4	G1/4	150	1	
GGG-P13-5-1000	1-40-50-70-00-GGS	P13	M5	4,2	1000	1	
GGG-P22-14-1000	1-40-50-74-00-GGS	P22	G1/4	11,8	1000	1	

\*packing unit

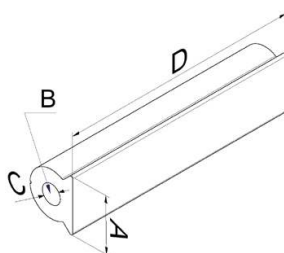
### GGG-P-A / Gripperarm Prism with Adapter for Vacuumcups



Des.	Artikel No.	A	B	C	D	PU*	
GGG-P13-A-5-18-18-60	1-40-50-15-00-GGS	P13	M5	G1/8	G1/8	1	
GGG-P13-A-5-18-18-90	1-40-50-25-00-GGS	P13	M5	G1/8	G1/8	1	

\*packing unit

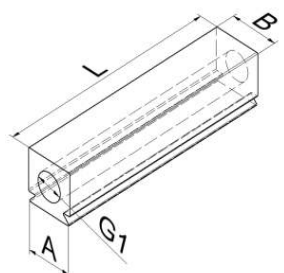
### GGG-P-1000 / Gripperarm Profile Prism



Des.	Artikel No.	A	B	C	D	PU*	
GGG-P13-5-1000	1-40-50-70-00-GGS	P13	M5	4,2	1000	1	
GGG-P22-14-1000	1-40-50-74-00-GGS	P22	G1/4	11,8	1000	1	

\*packing unit

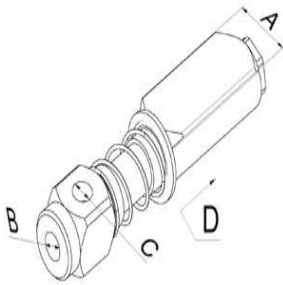
### RGP-P-1000 / Tube grip profile Prism



Des.	Artikel No.	A	B	C	D	PU*	
RGP-P13-18-1000	1-40-51-10-00-RGP	P13	8,8	1000	18	1	
RGP-P22-14-1000	1-40-51-12-00-RGP	P22	11,8	1000	22	1	

\*packing unit

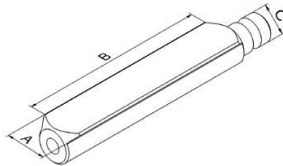
GGD-P / Gripperarm Prism spring loaded (non-rotational sha



Des.	Artikel No.	A	B	C	D	PU*
GGD-P13-5-5-10	1-40-53-10-00-GGD	P13	M5	M5	10	1
GGD-P13-5-5-30	1-40-53-12-00-GGD	P13	M5	M5	30	1
GGD-P13-18-18-15	1-40-53-16-00-GGD	P13	G1/8	G1/8	15	1
GGD-P13-18-18-40	1-40-53-18-00-GGD	P13	G1/8	G1/8	40	1
GGD-P22-14-18-20	1-40-53-22-00-GGD	P22	G1/4	G1/8	20	1
GGD-P22-14-18-50	1-40-53-24-00-GGD	P22	G1/4	G1/8	50	1

\*packing unit

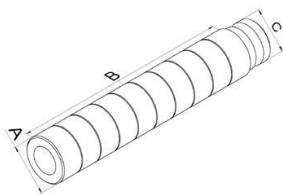
SHT-P-KS / NEW / Shaft Gripperarm Prism Headsystem



Des.	Artikel No.	A	B	C	D	PU*
SHT-P13-30-KS8	1-40-60-02-00-SHT	P13	30	8	-	1
SHT-P13-60-KS8	1-40-60-04-00-SHT	P13	60	8	-	1
SHT-P13-90-KS8	1-40-60-06-00-SHT	P13	90	8	-	1
SHT-P22-50-KS18	1-40-60-10-00-SHT	P22	50	18	-	1
SHT-P22-100-KS18	1-40-60-12-00-SHT	P22	100	18	-	1
SHT-P22-150-KS18	1-40-60-14-00-SHT	P22	150	18	-	1

\*packing unit

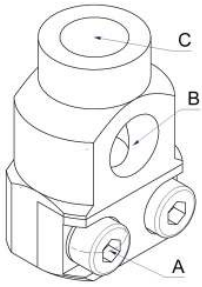
SHT-R-KS / NEW / Shaft Gripperarm Round Headsystem



Des.	Artikel No.	A	B	C	D	PU*
SHT-R-10-30-KS8	1-40-61-02-00-SHT	10	30	8	-	1
SHT-R-10-60-KS8	1-40-61-04-00-SHT	10	60	8	-	1
SHT-R-10-90-KS8	1-40-61-06-00-SHT	10	90	8	-	1
SHT-R-14-40-KS8	1-40-61-10-00-SHT	14	40	8	-	1
SHT-R-14-80-KS8	1-40-61-12-00-SHT	14	80	8	-	1
SHT-R-14-120-KS8	1-40-61-14-00-SHT	14	120	8	-	1
SHT-R-20-50-KS18	1-40-61-20-00-SHT	20	50	18	-	1
SHT-R-20-100-KS18	1-40-61-22-00-SHT	20	100	18	-	1
SHT-R-20-150-KS18	1-40-61-24-00-SHT	20	150	18	-	1

\*packing unit

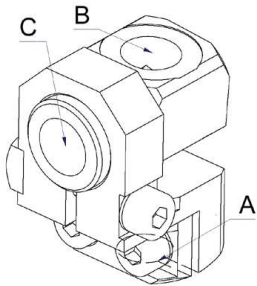
GGG-KS / NEW / Gripperarm Prism Headsystem



Des.	Artikel No.	A	B	C	D	PU*
GGG-KS8-5-5	1-40-62-02-00-GGS	8	M5	M5	-	1
GGG-KS8-18-18	1-40-62-04-00-GGS	8	G1/8	G1/8	-	1
GGG-KS18-18-18	1-40-62-10-00-GGS	18	G1/8	G1/8	-	1
GGG-KS18-14-14	1-40-62-12-00-GGS	18	G1/4	G1/4	-	1

\*packing unit

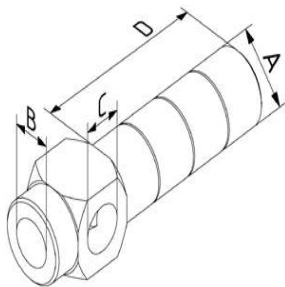
GGB-KS / NEW / Gripperarm Thread Prism Headsystem



Des.	Artikel No.	A	B	C	D	PU*
GGB-KS8-5-5	1-40-64-02-00-GGB	8	M5	M5	-	1
GGB-KS8-18-18	1-40-64-04-00-GGB	8	G1/8	G1/8	-	1
GGB-KS18-18-18	1-40-64-10-00-GGB	18	G1/8	G1/8	-	1
GGB-KS18-14-14	1-40-64-12-00-GGB	18	G1/4	G1/4	-	1

\*packing unit

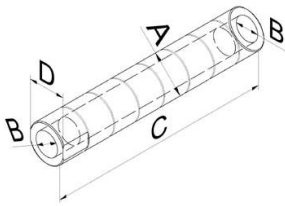
GGG / Gripper Arm for Vacuum Cups



Des.	Artikel No.	A	B	C	D	PU*
GGG-10-5-5-30	1-40-10-00-00-GGS	10	M5	M5	30	1
GGG-10-5-5-60	1-40-10-02-00-GGS	10	M5	M5	60	1
GGG-10-5-5-90	1-40-10-04-00-GGS	10	M5	M5	90	1
GGG-10-18-5-30	1-40-10-12-00-GGS	10	G1/8	M5	30	1
GGG-10-18-5-60	1-40-10-14-00-GGS	10	G1/8	M5	60	1
GGG-10-18-5-90	1-40-10-16-00-GGS	10	G1/8	M5	90	1
GGG-14-18-18-40	1-40-10-20-00-GGS	14	G1/8	G1/8	40	1
GGG-14-18-18-80	1-40-10-22-00-GGS	14	G1/8	G1/8	80	1
GGG-14-18-18-120	1-40-10-24-00-GGS	14	G1/8	G1/8	120	1
GGG-20-14-18-50	1-40-10-40-00-GGS	20	G1/4	G1/8	50	1
GGG-20-14-18-100	1-40-10-42-00-GGS	20	G1/4	G1/8	100	1
GGG-20-14-18-150	1-40-10-44-00-GGS	20	G1/4	G1/8	150	1

\*packing unit

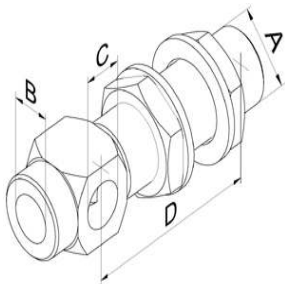
GGs-LS / Gripper Arm for Vacuum Cups Airconnection end of s



Des.	Artikel No.	A	B	C	D	PU*
GGs-LS-10-5-5-30	1-40-11-00-00-GGS	10	M5	30	9	1
GGs-LS-10-5-5-60	1-40-11-02-00-GGS	10	M5	60	9	1
GGs-LS-10-5-5-90	1-40-11-04-00-GGS	10	M5	90	9	1
GGs-LS-14-18-18-40	1-40-11-20-00-GGS	14	G1/8	40	13	1
GGs-LS-14-18-18-80	1-40-11-22-00-GGS	14	G1/8	80	13	1
GGs-LS-14-18-18-120	1-40-11-24-00-GGS	14	G1/8	120	13	1
GGs-LS-20-14-14-50	1-40-11-40-00-GGS	20	G1/4	50	17	1
GGs-LS-20-14-14-100	1-40-11-42-00-GGS	20	G1/4	100	17	1
GGs-LS-20-14-14-150	1-40-11-44-00-GGS	20	G1/4	150	17	1

\*packing unit

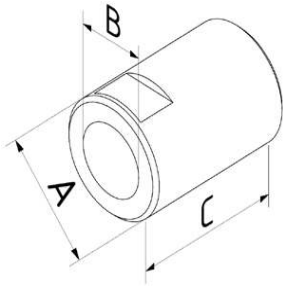
GGs-G / Gripper Arm for Vacuum Cups with threaded tube



Des.	Artikel No.	A	B	C	D	PU*
GGs-G-10-5-5-30	1-40-10-50-00-GGS	M10x1	M5	M5	30	1
GGs-G-10-5-5-60	1-40-10-52-00-GGS	M10x1	M5	M5	60	1
GGs-G-10-5-5-90	1-40-10-54-00-GGS	M10x1	M5	M5	90	1
GGs-G-10-18-5-30	1-40-10-62-00-GGS	M10x1	G1/8	M5	30	1
GGs-G-10-18-5-60	1-40-10-64-00-GGS	M10x1	G1/8	M5	60	1
GGs-G-10-18-5-90	1-40-10-66-00-GGS	M10x1	G1/8	M5	90	1
GGs-G-14-18-18-40	1-40-10-70-00-GGS	M14x1	G1/8	G1/8	40	1
GGs-G-14-18-18-80	1-40-10-72-00-GGS	M14x1	G1/8	G1/8	80	1
GGs-G-14-18-18-120	1-40-10-74-00-GGS	M14x1	G1/8	G1/8	120	1
GGs-G-20-14-18-50	1-40-10-80-00-GGS	M20x1	G1/4	G1/8	50	1
GGs-G-20-14-18-100	1-40-10-82-00-GGS	M20x1	G1/4	G1/8	100	1
GGs-G-20-14-18-150	1-40-10-84-00-GGS	M20x1	G1/4	G1/8	150	1

\*packing unit

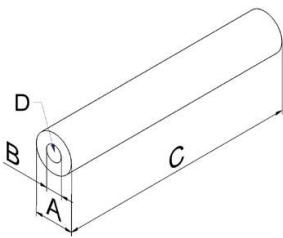
### GGE / Gripper Arm Thread Easy



Des.	Artikel No.	A	B	C	D	PU*
GGE-10-5-5-15	1-40-14-02-00-GGE	10	5	15	-	1
GGE-10-5-5-30	1-40-14-04-00-GGE	10	5	30	-	1
GGE-14-18-18-20	1-40-14-06-00-GGE	14	G1/8	20	-	1
GGE-20-14-14-25	1-40-14-10-00-GGE	20	G1/4	25	-	1

\*packing unit

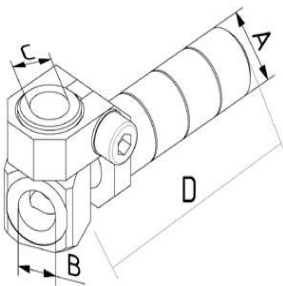
### GAR / Gripper Arm Tube



Des.	Artikel No.	A	B	C	D	PU*
GAR-10-4,2-1000	1-40-14-90-00-GAR	10	4,2	1000	M5	1
GAR-14-8,7-1000	1-40-14-92-00-GAR	14	8,8	1000	G1/8	1
GAR-20-11,8-1000	1-40-14-94-00-GAR	20	11,8	1000	G1/4	1
GAR-30-26-1000	1-40-14-96-00-GAR	30	26	1000	M27 x1	1

\*packing unit

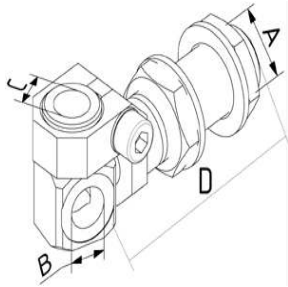
### GGB / Swivel Gripper Arm for Vacuum Cups



Des.	Artikel No.	A	B	C	D	PU*
GGB-10-5-5-30	1-40-12-02-00-GGB	10	M5	M5	30	1
GGB-10-5-5-60	1-40-12-04-00-GGB	10	M5	M5	60	1
GGB-10-5-5-90	1-40-12-06-00-GGB	10	M5	M5	90	1
GGB-14-18-18-40	1-40-12-22-00-GGB	14	G1/8	G1/8	40	1
GGB-14-18-18-80	1-40-12-24-00-GGB	14	G1/8	G1/8	80	1
GGB-14-18-18-120	1-40-12-26-00-GGB	14	G1/8	G1/8	120	1
GGB-20-14-18-50	1-40-12-40-00-GGB	20	G1/4	G1/8	50	1
GGB-20-14-18-100	1-40-12-42-00-GGB	20	G1/4	G1/8	100	1
GGB-20-14-18-150	1-40-12-44-00-GGB	20	G1/4	G1/8	150	1
GGB-20-38-14-50	1-40-12-46-00-GGB	20	G3/8	G1/4	50	1
GGB-20-38-14-100	1-40-12-48-00-GGB	20	G3/8	G1/4	100	1
GGB-20-38-14-150	1-40-12-49-00-GGB	20	G3/8	G1/4	150	1

\*packing unit

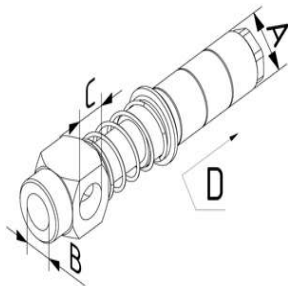
GGB-G / Swivel Gripper Arm for Vacuum Cups with threaded t



Des.	Artikel No.	A	B	C	D	PU*
GGB-G-10-5-5-30	1-40-12-52-00-GGB	M10x1	M5	M5	30	1
GGB-G-10-5-5-60	1-40-12-54-00-GGB	M10x1	M5	M5	60	1
GGB-G-10-5-5-90	1-40-12-56-00-GGB	M10x1	M5	M5	90	1
GGB-G-14-18-18-40	1-40-12-62-00-GGB	M14x1	G1/8	G1/8	40	1
GGB-G-14-18-18-80	1-40-12-64-00-GGB	M14x1	G1/8	G1/8	80	1
GGB-G-14-18-18-120	1-40-12-66-00-GGB	M14x1	G1/8	G1/8	120	1
GGB-G-20-14-18-50	1-40-12-70-00-GGB	M20x1	G1/4	G1/8	50	1
GGB-G-20-14-18-100	1-40-12-72-00-GGB	M20x1	G1/4	G1/8	100	1
GGB-G-20-14-18-150	1-40-12-74-00-GGB	M20x1	G1/4	G1/8	150	1

\*packing unit

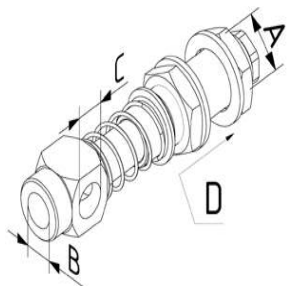
GGD / Spring Loaded Vacuum Cup Arm



Des.	Artikel No.	A	B	C	D	PU*
GGD-10-5-5-10	1-40-20-06-00-GGD	10	M5	M5	10	1
GGD-10-5-5-30	1-40-20-08-00-GGD	10	M5	M5	30	1
GGD-14-18-18-15	1-40-20-10-00-GGD	14	G1/8	G1/8	15	1
GGD-14-18-18-40	1-40-20-12-00-GGD	14	G1/8	G1/8	40	1
GGD-20-14-18-20	1-40-20-15-00-GGD	20	G1/4	G1/8	20	1
GGD-20-14-18-50	1-40-20-16-00-GGD	20	G1/4	G1/8	50	1

\*packing unit

GGD-G / Spring Loaded Vacuum Cup Arm with threaded tube

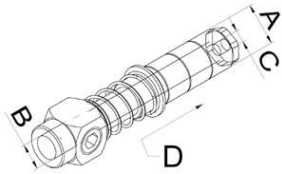


Des.	Artikel No.	A	B	C	D	PU*
GGD-G-10-5-5-10	1-40-20-50-00-GGD	M10x1	M5	M5	10	1
GGD-G-10-5-5-30	1-40-20-52-00-GGD	M10x1	M5	M5	30	1
GGD-G-14-18-18-15	1-40-20-54-00-GGD	M14x1	G1/8	G1/8	15	1
GGD-G-14-18-18-40	1-40-20-56-00-GGD	M14x1	G1/8	G1/8	40	1
GGD-G-20-14-18-20	1-40-20-58-00-GGD	M20x1	G1/4	G1/8	20	1
GGD-G-20-14-18-50	1-40-20-60-00-GGD	M20x1	G1/4	G1/8	50	1

\*packing unit



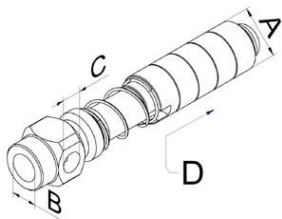
GGD-LS / Spring Loaded Vacuum Cup Arm Airconnection end of



Des.	Artikel No.	A	B	C	D	PU*
GGD-LS-10-5-5-10	1-40-20-20-00-GGD	10	M5	M5	10	1
GGD-LS-14-18-5-15	1-40-20-22-00-GGD	14	G1/8	M5	15	1
GGD-LS-14-18-5-40	1-40-20-24-00-GGD	14	G1/8	M5	40	1
GGD-LS-20-14-18-20	1-40-20-26-00-GGD	20	G1/4	G1/8	20	1
GGD-LS-20-14-18-50	1-40-20-28-00-GGD	20	G1/4	G1/8	50	1

\*packing unit

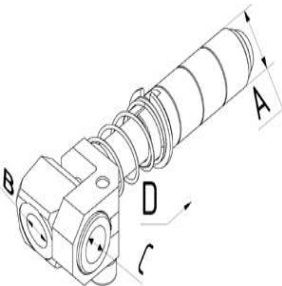
GGV-E / Spring Loaded Vacuum Cup Arm easy (non-rotational



Des.	Artikel No.	A	B	C	D	PU*
GGV-E-14-18-18-15	1-40-20-30-00-GGV	14	G1/8	G1/8	15	1
GGV-E-14-18-18-40	1-40-20-32-00-GGV	14	G1/8	G1/8	40	1
GGV-E-20-14-18-20	1-40-20-34-00-GGV	20	G1/4	G1/8	20	1
GGV-E-20-14-18-50	1-40-20-36-00-GGV	20	G1/4	G1/8	50	1

\*packing unit

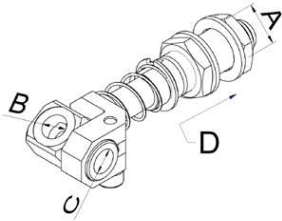
GGV / Spring Loaded Vacuum Cup Arm (non-rotational shaft



Des.	Artikel No.	A	B	C	D	PU*
GGV-10-5-5-10	1-40-22-08-00-GGV	10	M5	M5	10	1
GGV-10-5-5-30	1-40-22-09-00-GGV	10	M5	M5	30	1
GGV-14-18-18-15	1-40-22-10-00-GGV	14	G1/8	G1/8	15	1
GGV-14-18-18-40	1-40-22-12-00-GGV	14	G1/8	G1/8	40	1
GGV-20-14-18-20	1-40-22-14-00-GGV	20	G1/4	G1/8	20	1
GGV-20-14-18-50	1-40-22-16-00-GGV	20	G1/4	G1/8	50	1

\*packing unit

GGV-G / Spring Loaded Vacuum Cup Arm (non-rotational shaft)

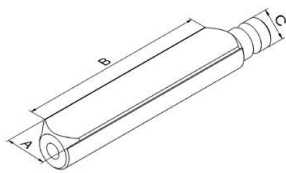


Des.	Artikel No.	A	B	C	D	PU*	
GGV-G-10-5-5-10	1-40-22-72-00-GGV	M10x1	M5	M5	10	1	
GGV-G-10-5-5-30	1-40-22-74-00-GGV	M10x1	M5	M5	30	1	
GGV-G-14-18-18-15	1-40-22-76-00-GGV	M14x1	G1/8	G1/8	15	1	
GGV-G-14-18-18-40	1-40-22-78-00-GGV	M14x1	G1/8	G1/8	40	1	
GGV-G-20-14-18-20	1-40-22-80-00-GGV	M20x1	G1/4	G1/8	20	1	
GGV-G-20-14-18-50	1-40-22-82-00-GGV	M20x1	G1/4	G1/8	50	1	

\*packing unit

## 45 Gripper arms for function elements

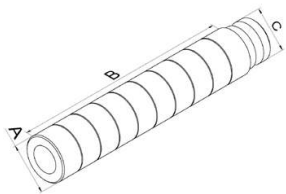
SHT-P-KS / NEW / Shaft Gripperarm Prism Headsystem



Des.	Artikel No.	A	B	C	D	PU*
SHT-P13-30-KS8	1-40-60-02-00-SHT	P13	30	8	-	1
SHT-P13-60-KS8	1-40-60-04-00-SHT	P13	60	8	-	1
SHT-P13-90-KS8	1-40-60-06-00-SHT	P13	90	8	-	1
SHT-P22-50-KS18	1-40-60-10-00-SHT	P22	50	18	-	1
SHT-P22-100-KS18	1-40-60-12-00-SHT	P22	100	18	-	1
SHT-P22-150-KS18	1-40-60-14-00-SHT	P22	150	18	-	1

\*packing unit

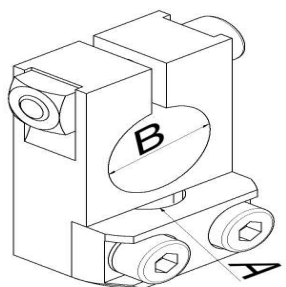
SHT-R-KS / NEW / Shaft Gripperarm Round Headsystem



Des.	Artikel No.	A	B	C	D	PU*
SHT-R-10-30-KS8	1-40-61-02-00-SHT	10	30	8	-	1
SHT-R-10-60-KS8	1-40-61-04-00-SHT	10	60	8	-	1
SHT-R-10-90-KS8	1-40-61-06-00-SHT	10	90	8	-	1
SHT-R-14-40-KS8	1-40-61-10-00-SHT	14	40	8	-	1
SHT-R-14-80-KS8	1-40-61-12-00-SHT	14	80	8	-	1
SHT-R-14-120-KS8	1-40-61-14-00-SHT	14	120	8	-	1
SHT-R-20-50-KS18	1-40-61-20-00-SHT	20	50	18	-	1
SHT-R-20-100-KS18	1-40-61-22-00-SHT	20	100	18	-	1
SHT-R-20-150-KS18	1-40-61-24-00-SHT	20	150	18	-	1

\*packing unit

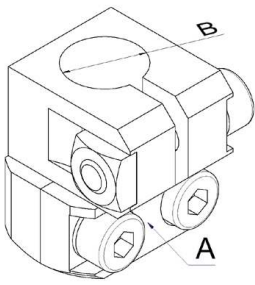
GWR-KS / NEW / Angle Gripper Arm Headsystem



Des.	Artikel No.	A	B	C	D	PU*
GWR-KS8-10	1-45-60-02-00-GWR	8	10	-	-	1
GWR-KS8-14	1-45-60-04-00-GWR	8	14	-	-	1
GWR-KS18-14	1-45-60-10-00-GWR	18	14	-	-	1
GWR-KS18-20	1-45-60-12-00-GWR	18	20	-	-	1
GWR-KS18-30	1-45-60-14-00-GWR	18	30	-	-	1

\*packing unit

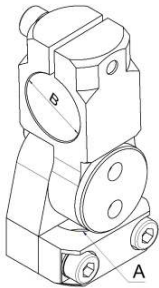
GHW-KS / NEW / Gripper arm holder operative elements head s



Des.	Artikel No.	A	B	C	D	PU*
GHW-KS8-10	1-45-60-50-00-GHW	8	10	-	-	1
GHW-KS8-14	1-45-60-52-00-GHW	8	14	-	-	1
GHW-KS18-14	1-45-60-60-00-GHW	18	14	-	-	1
GHW-KS18-20	1-45-60-62-00-GHW	18	20	-	-	1

\*packing unit

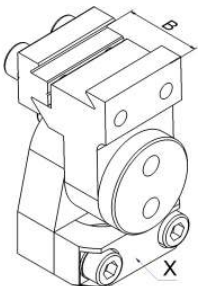
GVR-KS-R / NEW / Elbow Gripper Arm Headsystem



Des.	Artikel No.	A	B	C	D	PU*
GVR-KS8-R-10	1-45-62-02-00-GVR	8	10	-	-	1
GVR-KS8-R-14	1-45-62-04-00-GVR	8	14	-	-	1
GVR-KS18-R-14	1-45-62-10-00-GVR	18	14	-	-	1
GVR-KS18-R-20	1-45-62-12-00-GVR	18	20	-	-	1
GVR-KS18-R-30	1-45-62-14-00-GVR	18	30	-	-	1

\*packing unit

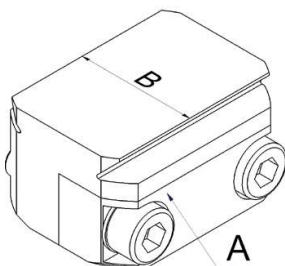
GVR-KS-P / NEW / Elbow Gripper Arm prism Headsystem



Des.	Artikel No.	A	B	C	D	PU*
GVR-KS8-P13	1-45-62-30-00-GVR	8	P13	-	-	1
GVR-KS18-P22	1-45-62-36-00-GVR	18	P22	-	-	1

\*packing unit

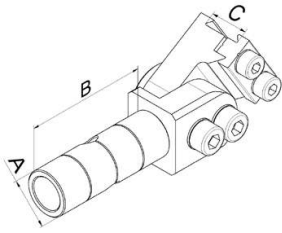
GWP-KS / NEW / Gripper angle prism Headsystem



Des.	Artikel No.	A	B	C	D	PU*
GWP-KS8-PA-13	1-45-64-02-00-GWP	8	P13	-	-	1
GWP-KS18-PA-22	1-45-64-04-00-GWP	18	P22	-	-	1

\*packing unit

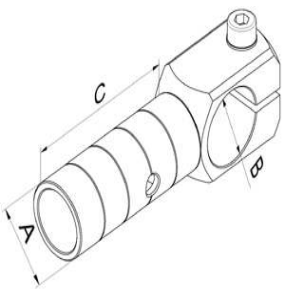
GVR-P / NEW / Elbow Gripper Arm Prism



Des.	Artikel No.	A	B	C	D	PU*
GVR-14-40-P13	1-45-40-10-00-GVR	14	40	P13	-	1
GVR-14-80-P13	1-45-40-12-00-GVR	14	80	P13	-	1
GVR-14-120-P13	1-45-40-14-00-GVR	14	120	P13	-	1
GVR-20-50-P22	1-45-40-20-00-GVR	20	50	P22	-	1
GVR-20-100-P22	1-45-40-22-00-GVR	20	100	P22	-	1
GVR-20-150-P22	1-45-40-24-00-GVR	20	150	P22	-	1

\*packing unit

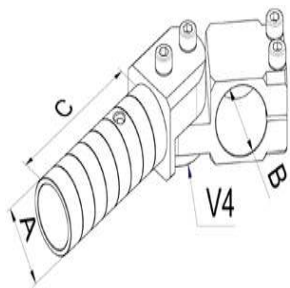
GWR / Angle Gripper Arm



Des.	Artikel No.	A	B	C	D	PU*
GWR-10-10-10	1-45-10-01-00-GWR	10	10	10	-	1
GWR-10-10-30	1-45-10-02-00-GWR	10	10	30	-	1
GWR-10-10-60	1-45-10-04-00-GWR	10	10	60	-	1
GWR-10-10-90	1-45-10-06-00-GWR	10	10	90	-	1
GWR-14-14-14	1-45-10-07-00-GWR	14	14	14	-	1
GWR-14-14-40	1-45-10-08-00-GWR	14	14	40	-	1
GWR-14-14-80	1-45-10-10-00-GWR	14	14	80	-	1
GWR-14-14-120	1-45-10-12-00-GWR	14	14	120	-	1
GWR-20-20-20	1-45-10-13-00-GWR	20	20	20	-	1
GWR-20-20-50	1-45-10-14-00-GWR	20	20	50	-	1
GWR-20-20-100	1-45-10-16-00-GWR	20	20	100	-	1
GWR-20-20-150	1-45-10-18-00-GWR	20	20	150	-	1
GWR-30-30-80	1-45-10-26-00-GWR	30	30	80	-	1
GWR-30-30-140	1-45-10-28-00-GWR	30	30	140	-	1
GWR-30-30-200	1-45-10-30-00-GWR	30	30	200	-	1

\*packing unit

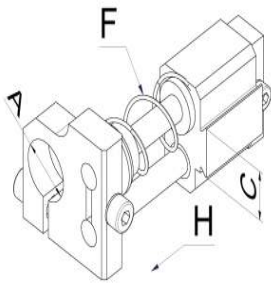
GVR / Elbow Gripper Arm



Des.	Artikel No.	A	B	C	D	PU*
GVR-10-10-30	1-45-12-02-00-GVR	10	10	30	-	1
GVR-10-10-60	1-45-12-04-00-GVR	10	10	60	-	1
GVR-10-10-90	1-45-12-06-00-GVR	10	10	90	-	1
GVR-14-14-40	1-45-12-08-00-GVR	14	14	40	-	1
GVR-14-14-80	1-45-12-10-00-GVR	14	14	80	-	1
GVR-14-14-120	1-45-12-12-00-GVR	14	14	120	-	1
GVR-20-20-50	1-45-12-14-00-GVR	20	20	50	-	1
GVR-20-20-100	1-45-12-16-00-GVR	20	20	100	-	1
GVR-20-20-150	1-45-12-18-00-GVR	20	20	150	-	1
GVR-20-30-50	1-45-12-20-00-GVR	20	30	50	-	1
GVR-20-30-100	1-45-12-22-00-GVR	20	30	100	-	1
GVR-20-30-150	1-45-12-24-00-GVR	20	30	150	-	1
GVR-30-30-80	1-45-12-26-00-GVR	30	30	80	-	1
GVR-30-30-140	1-45-12-28-00-GVR	30	30	140	-	1
GVR-30-30-200	1-45-12-30-00-GVR	30	30	200	-	1
GVR-10-14-30	1-45-12-40-00-GVR	10	14	30	-	1
GVR-10-14-60	1-45-12-42-00-GVR	10	14	60	-	1
GVR-10-14-90	1-45-12-44-00-GVR	10	14	90	-	1

\*packing unit

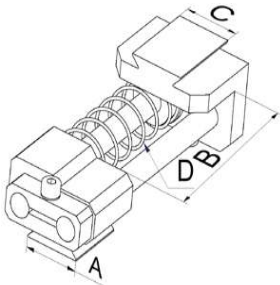
GVP-WR / Elbow Angle Gripper Arm Spring Loaded Non Rotation



Des.	Artikel No.	A	B	C	D	PU*
GVP-WR-P13-50-W-10	1-45-30-18-00-GVP	P13	50	W	10	1
GVP-WR-P13-20-W-14	1-45-30-20-00-GVP	P13	20	W	14	1
GVP-WR-P13-20-H-14	1-45-30-22-00-GVP	P13	20	H	14	1
GVP-WR-P13-50-W-14	1-45-30-24-00-GVP	P13	50	W	14	1
GVP-WR-P13-50-H-14	1-45-30-26-00-GVP	P13	50	H	14	1
GVP-WR-P22-20-W-20	1-45-30-30-00-GVP	P22	20	W	20	1
GVP-WR-P22-20-H-20	1-45-30-32-00-GVP	P22	20	H	20	1
GVP-WR-P22-50-W-20	1-45-30-34-00-GVP	P22	50	W	20	1
GVP-WR-P22-50-H-20	1-45-30-36-00-GVP	P22	50	H	20	1

\*packing unit

GVP-WP / Elbow Angle Gripper Arm Spring Loaded Non Rotation

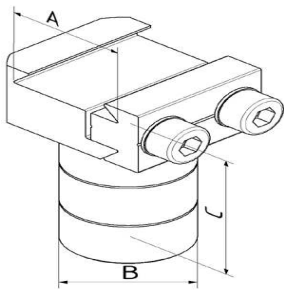


Des.	Artikel No.	A	B	C	D	PU*
GVP-WP-P13-20-P13-W	1-45-31-20-00-GVP	P13	20	P13	W	1
GVP-WP-P13-20-P13-H	1-45-31-22-00-GVP	P13	20	P13	H	1
GVP-WP-P13-50-P13-W	1-45-31-24-00-GVP	P13	50	P13	W	1
GVP-WP-P13-50-P13-H	1-45-31-26-00-GVP	P13	50	P13	H	1
GVP-WP-P22-20-P22-W	1-45-31-30-00-GVP	P22	20	P22	W	1
GVP-WP-P22-20-P22-H	1-45-31-32-00-GVP	P22	20	P22	H	1
GVP-WP-P22-50-P22-W	1-45-31-34-00-GVP	P22	50	P22	W	1
GVP-WP-P22-50-P22-H	1-45-31-36-00-GVP	P22	50	P22	H	1

\*packing unit



GWP-P / Elbow Gripper Arm Prism Inside

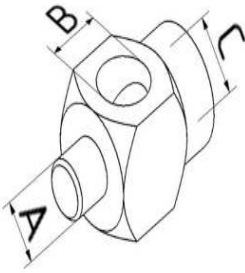


Des.	Artikel No.	A	B	C	D	PU*
GWP-PI-13-10-30	1-45-50-20-00-GWP	P13	10	30		1
GWP-PI-13-10-60	1-45-50-22-00-GWP	P13	10	60		1
GWP-PI-13-10-90	1-45-50-24-00-GWP	P13	10	90		1
GWP-PI-13-14-40	1-45-50-26-00-GWP	P13	14	40		1
GWP-PI-13-14-80	1-45-50-28-00-GWP	P13	14	80		1
GWP-PI-13-14-120	1-45-50-30-00-GWP	P13	14	120		1
GWP-PI-22-14-40	1-45-50-32-00-GWP	P22	14	40		1
GWP-PI-22-14-80	1-45-50-34-00-GWP	P22	14	80		1
GWP-PI-22-14-120	1-45-50-36-00-GWP	P22	14	120		1
GWP-PI-22-20-50	1-45-50-38-00-GWP	P22	20	50		1
GWP-PI-22-20-100	1-45-50-40-00-GWP	P22	20	100		1
GWP-PI-22-20-150	1-45-50-42-00-GWP	P22	20	150		1

\*packing unit

## 50 adapter for vacuum cups

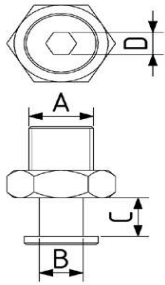
ASI / Adapter for Vacuum Cup Inside Thread



Des.	Artikel No.	A	B	C	D	PU*	
ASI-3-5-5	1-50-10-02-00-ASI	M3	M5	M5	-	1	
ASI-5-5-5	1-50-10-04-00-ASI	M5	M5	M5	-	1	
ASI-5-18-5	1-50-10-06-00-ASI	M5	M5	G1/8	-	1	
ASI-5-18-18	1-50-10-07-00-ASI	M5	G1/8	G1/8	-	1	
ASI-8-18-18	1-50-10-08-00-ASI	M8	G1/8	G1/8	-	1	
ASI-8-14-18	1-50-10-10-00-ASI	M8	G1/8	G1/4	-	1	

\*packing unit

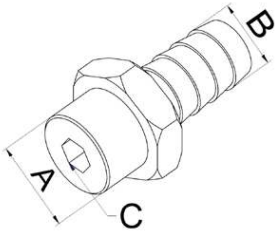
ASG / Adapter for Vacuum Cup



Des.	Artikel No.	A	B	C	D	PU*
ASG-10-5	1-50-00-10-00-ASG	M5	2	1,5	--	1
ASG-12-5	1-50-00-12-00-ASG	M5	5	2	2	1
ASG-13-5	1-50-00-13-00-ASG	M5	6	2	2	1
ASG-14-18	1-50-00-14-00-ASG	G1/8	6	2	3	1
ASG-16-14	1-50-00-16-00-ASG	G1/4	12	--	5	1
ASG-18-18	1-50-00-18-00-ASG	G1/8	12	--	4	1
ASG-40-5	1-50-00-30-00-ASG	M5	2	1,5	--	1
ASG-41-18	1-50-00-32-00-ASG	G1/8	2	1,5	--	1
ASG-42-5	1-50-00-34-00-ASG	M5	4	2	2	1
ASG-44-5	1-50-00-36-00-ASG	M5	5	2,5	2	1
ASG-45-5	1-50-00-37-00-ASG	M5	5	4,5	2	1
ASG-46-18	1-50-00-38-00-ASG	G1/8	5	4,5	3	1
ASG-47-5	1-50-00-39-00-ASG	M5	6,5	7	2	1
ASG-48-18	1-50-00-40-00-ASG	G1/8	6,5	7	4	1
ASG-49-5	1-50-00-41-00-ASG	M5	6,5	4	2	1
ASG-50-18	1-50-00-42-00-ASG	G1/8	8,5	7	5	1
ASG-51-18	1-50-00-43-00-ASG	G1/8	7,9	10	-	1
ASG-52-14	1-50-00-44-00-ASG	G1/4	M10 x1,2 5	8	5	1
ASG-53-14	1-50-00-45-00-ASG	G1/4	G1/4	10	6	1
ASG-54-5	1-50-00-46-00-ASG	M5	5,8	3,9	2	1
ASG-55-18	1-50-00-48-00-ASG	G1/8	5,8	3,9	3	1
ASG-58-18	1-50-00-50-00-ASG	G1/8	8,5	12	2	1
ASG-59-18	1-50-00-51-00-ASG	G1/8	9,5	6,5	5	1
ASG-60-14	1-50-00-52-00-ASG	G1/4	12,6	19	6	1
ASG-62-14	1-50-00-54-00-ASG	G1/4	8,5	12	5	1
ASG-70-18	1-50-00-60-00-ASG	G1/8	4	2	2	1
ASG-80-14	1-50-00-68-00-ASG	G1/4	8,5	7	5	1
ASG-150-5	1-50-02-20-02-ASG	M5	4	3	2	1
ASG-154-18	1-50-02-20-06-ASG	G1/8	6	4,7	3	1
ASG-156-18	1-50-02-20-08-ASG	G1/8	7,5	4,2	3	1
ASG-158-14	1-50-02-20-10-ASG	G1/4	7,5	4,2	4	1
ASG-160-14	1-50-02-20-12-ASG	G1/4	11,5	5,2	4	1

\*packing unit

ASG-X / Adapter for Vacuum Cup universal

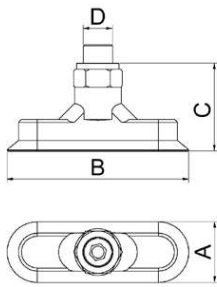


Des.	Artikel No.	A	B	C	D	PU*	
ASG-120-18	1-50-02-10-00-ASG	G1/8	10	5	-	1	
ASG-122-14	1-50-02-12-00-ASG	G1/4	10	5	-	1	

\*packing unit

## 55 Vacuum cups

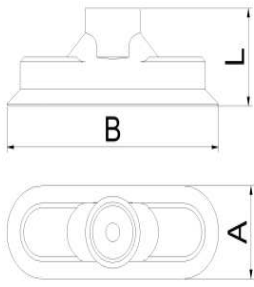
SG0 / Vacuum Cup Oval (complete)



Des.	Artikel No.	A	B	C	D	PU*
SG0-2-4-HE-5	1-55-10-10-00-SG0	2	4	11	M5	1
SG0-3,5-7-HE-5	1-55-10-14-00-SG0	3,5	7	12	M5	1
SG0-5-15-HE-5	1-55-10-18-00-SG0	5	15	18	M5	1
SG0-6-18-HE-5	1-55-10-22-00-SG0	6	18	18	M5	1
SG0-8-24-HE-5	1-55-10-24-00-SG0	8	24	18	M5	1
SG0-8-24-HE-18	1-55-10-26-00-SG0	8	24	18	G1/8	1
SG0-10-30-HE-18	1-55-10-30-00-SG0	10	30	18	G1/8	1
SG0-15-45-HE-18	1-55-10-32-00-SG0	15	45	27	G1/8	1
SG0-15-45-HE-14	1-55-10-34-00-SG0	15	45	28	G1/4	1
SG0-20-60-HE-18	1-55-10-36-00-SG0	20	60	28	G1/8	1
SG0-20-60-HE-14	1-55-10-38-00-SG0	20	60	28	G1/4	1
SG0-25-75-HE-18	1-55-10-40-00-SG0	25	75	36	G1/8	1
SG0-25-75-HE-14	1-55-10-42-00-SG0	25	75	36	G1/4	1
SG0-30-90-HE-18	1-55-10-43-00-SG0	30	90	38	G1/8	1
SG0-30-90-HE-14	1-55-10-44-00-SG0	30	90	38	G1/4	1
SG0-2-4-N-5	1-55-11-10-00-SG0	2	4	11	M5	1
SG0-3,5-7-N-5	1-55-11-14-00-SG0	3,5	7	12	M5	1
SG0-5-15-N-5	1-55-11-18-00-SG0	5	15	18	M5	1
SG0-6-18-N-5	1-55-11-22-00-SG0	6	18	18	M5	1
SG0-8-24-N-18	1-55-11-26-00-SG0	8	24	18	G1/8	1
SG0-10-30-N-5	1-55-11-28-00-SG0	10	30	18	M5	1
SG0-10-30-N-18	1-55-11-30-00-SG0	10	30	18	G1/8	1
SG0-15-45-N-18	1-55-11-32-00-SG0	15	45	27	G1/8	1
SG0-15-45-N-14	1-55-11-34-00-SG0	15	45	28	G1/4	1
SG0-20-60-N-18	1-55-11-36-00-SG0	20	60	28	G1/8	1
SG0-20-60-N-14	1-55-11-38-00-SG0	20	60	28	G1/4	1
SG0-25-75-N-18	1-55-11-40-00-SG0	25	75	36	G1/8	1
SG0-25-75-N-14	1-55-11-42-00-SG0	25	75	36	G1/4	1
SG0-30-90-N-18	1-55-11-43-00-SG0	30	90	38	G1/8	1
SG0-30-90-N-14	1-55-11-44-00-SG0	30	90	38	G1/4	1

\*packing unit

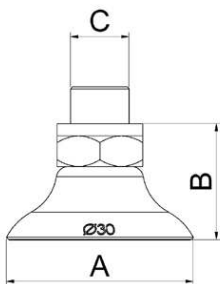
GN0 / Vacuum Cup Oval only



Des.	Artikel No.	A	B	C	D	PU*
GN0-2-4-HE	1-55-10-10-02-GN0	2	4	6	-	1
GN0-3,5-7-HE	1-55-10-14-02-GN0	3,5	7	6	-	1
GN0-5-15-HE	1-55-10-18-02-GN0	5	15	12	-	1
GN0-6-18-HE	1-55-10-22-02-GN0	6	18	12	-	1
GN0-8-24-HE	1-55-10-26-02-GN0	8	24	12	-	1
GN0-10-30-HE	1-55-10-30-02-GN0	10	30	12	-	1
GN0-15-45-HE	1-55-10-34-02-GN0	15	45	21	-	1
GN0-20-60-HE	1-55-10-38-02-GN0	20	60	21	-	1
GN0-25-75-HE	1-55-10-42-02-GN0	25	75	21	-	1
GN0-30-90-HE	1-55-10-44-02-GN0	30	90	21	-	1
GN0-2-4-N	1-55-11-10-02-GN0	2	4	6	-	1
GN0-3,5-7-N	1-55-11-14-02-GN0	3,5	7	6	-	1
GN0-5-15-N	1-55-11-18-02-GN0	5	15	12	-	1
GN0-6-18-N	1-55-11-22-02-GN0	6	18	12	-	1
GN0-8-24-N	1-55-11-26-02-GN0	8	24	12	-	1
GN0-10-30-N	1-55-11-30-02-GN0	10	30	12	-	1
GN0-15-45-N	1-55-11-34-02-GN0	15	45	21	-	1
GN0-20-60-N	1-55-11-38-02-GN0	20	60	21	-	1
GN0-25-75-N	1-55-11-42-02-GN0	25	75	21	-	1
GN0-30-90-N	1-55-11-44-02-GN0	30	90	21	-	1

\*packing unit

SG1 / Vacuum Cup with 1 Bellow (complete)

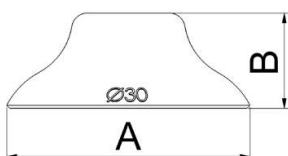


Des.	Artikel No.	A	B	C	D	PU*
SG1-2-S-5	1-55-14-10-00-SG1	2	14	M5	-	1
SG1-3,5-S-5	1-55-14-13-00-SG1	3,5	14	M5	-	1
SG1-5-S-5	1-55-14-16-00-SG1	5	16	M5	-	1
SG1-5-HE-5	1-55-14-19-00-SG1	5	16	M5	-	1
SG1-8-S-5	1-55-14-22-00-SG1	8	16,5	M5	-	1
SG1-8-HE-5	1-55-14-25-00-SG1	8	16,5	M5	-	1
SG1-10-S-5	1-55-14-28-00-SG1	10	17	M5	-	1
SG1-10-HE-5	1-55-14-31-00-SG1	10	17	M5	-	1
SG1-15-S-5	1-55-14-34-00-SG1	15	18	M5	-	1
SG1-15-HE-5	1-55-14-37-00-SG1	15	18	M5	-	1
SG1-20-S-18	1-55-14-40-00-SG1	20	23	G1/8	-	1
SG1-20-HE-18	1-55-14-43-00-SG1	20	23	G1/8	-	1
SG1-25-S-18	1-55-14-46-00-SG1	25	27	G1/8	-	1
SG1-25-HE-18	1-55-14-49-00-SG1	25	27	G1/8	-	1
SG1-30-S-18	1-55-14-52-00-SG1	30	25	G1/8	-	1

SG1-30-HE-5	1-55-14-54-00-SG1	30	25	M5	-	1	
SG1-30-HE-18	1-55-14-55-00-SG1	30	25	G1/8	-	1	
SG1-40-S-18	1-55-14-58-00-SG1	40	27	G1/8	-	1	
SG1-40-HE-18	1-55-14-61-00-SG1	40	27	G1/8	-	1	
SG1-50-S-18	1-55-14-64-00-SG1	50	28	G1/8	-	1	
SG1-50-S-14	1-55-14-65-00-SG1	50	28	G1/4	-	1	
SG1-50-HE-18	1-55-14-67-00-SG1	50	28	G1/8	-	1	
SG1-53-HE-14	1-55-14-68-00-SG1	50	28	G1/4	-	1	
SG1-60-S-14	1-55-14-70-00-SG1	60	33	G1/4	-	1	
SG1-60-HE-14	1-55-14-73-00-SG1	60	33	G1/4	-	1	
SG1-80-S-14	1-55-14-76-00-SG1	80	33	G1/4	-	1	
SG1-80-HE-14	1-55-14-79-00-SG1	80	33	G1/4	-	1	
SG1-95-S-14	1-55-14-82-00-SG1	95	34	G1/4	-	1	
SG1-95-HE-14	1-55-14-84-00-SG1	95	34	G1/4	-	1	
SG1-2-N-5	1-55-15-10-00-SG1	2	14	M5	-	1	
SG1-3,5-N-5	1-55-15-13-00-SG1	3,5	14	M5	-	1	
SG1-5-N-5	1-55-15-19-00-SG1	5	16	M5	-	1	
SG1-8-N-5	1-55-15-25-00-SG1	8	16,5	M5	-	1	
SG1-10-N-5	1-55-15-31-00-SG1	10	17	M5	-	1	
SG1-15-N-5	1-55-15-37-00-SG1	15	18	M5	-	1	
SG1-20-N-18	1-55-15-43-00-SG1	20	23	G1/8	-	1	
SG1-25-N-18	1-55-15-49-00-SG1	25	27	G1/8	-	1	
SG1-30-N-18	1-55-15-55-00-SG1	30	25	G1/8	-	1	
SG1-40-N-18	1-55-15-61-00-SG1	40	27	G1/8	-	1	
SG1-50-N-18	1-55-15-67-00-SG1	50	28	G1/8	-	1	
SG1-50-N-14	1-55-15-68-00-SG1	50	28	G1/4	-	1	
SG1-60-N-14	1-55-15-73-00-SG1	60	33	G1/4	-	1	
SG1-80-N-14	1-55-15-79-00-SG1	80	33	G1/4	-	1	
SG1-95-N-14	1-55-15-84-00-SG1	95	34	G1/4	-	1	

\*packing unit

GN1 / Vacuum Cup with 1 Bellow only

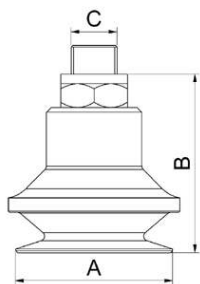




Des.	Artikel No.	A	B	C	D	PU*
GN1-2-S	1-55-14-10-02-GN1	2	4	-	-	1
GN1-3,5-S	1-55-14-13-02-GN1	3,5	4	-	-	1
GN1-5-S	1-55-14-16-02-GN1	5	7	-	-	1
GN1-5-HE	1-55-14-19-02-GN1	5	7	-	-	1
GN1-8-S	1-55-14-22-02-GN1	8	8	-	-	1
GN1-8-HE	1-55-14-25-02-GN1	8	8	-	-	1
GN1-10-S	1-55-14-28-02-GN1	10	8	-	-	1
GN1-10-HE	1-55-14-31-02-GN1	10	8	-	-	1
GN1-15-S	1-55-14-34-02-GN1	15	10	-	-	1
GN1-15-HE	1-55-14-37-02-GN1	15	10	-	-	1
GN1-20-S	1-55-14-40-02-GN1	20	11	-	-	1
GN1-20-HE	1-55-14-43-02-GN1	20	11	-	-	1
GN1-25-S	1-55-14-46-02-GN1	25	15	-	-	1
GN1-25-HE	1-55-14-49-02-GN1	25	15	-	-	1
GN1-30-S	1-55-14-52-02-GN1	30	15	-	-	1
GN1-30-HE	1-55-14-55-02-GN1	30	13	-	-	1
GN1-40-S	1-55-14-58-02-GN1	40	15	-	-	1
GN1-40-HE	1-55-14-61-02-GN1	43	15	-	-	1
GN1-50-S	1-55-14-64-02-GN1	50	16	-	-	1
GN1-50-HE	1-55-14-67-02-GN1	53	16	-	-	1
GN1-60-S	1-55-14-70-02-GN1	60	17	-	-	1
GN1-60-HE	1-55-14-73-02-GN1	60	17	-	-	1
GN1-80-S	1-55-14-76-02-GN1	80	19	-	-	1
GN1-80-HE	1-55-14-79-02-GN1	80	19	-	-	1
GN1-95-S	1-55-14-82-02-GN1	95	19	-	-	1
GN1-95-HE	1-55-14-84-02-GN1	95	19	-	-	1
GN1-2-N	1-55-15-10-02-GN1	2	4	-	-	1
GN1-3,5-N	1-55-15-13-02-GN1	3,5	4	-	-	1
GN1-5-N	1-55-15-19-02-GN1	5	7	-	-	1
GN1-8-N	1-55-15-25-02-GN1	8	8	-	-	1
GN1-10-N	1-55-15-31-02-GN1	10	8	-	-	1
GN1-15-N	1-55-15-37-02-GN1	15	11	-	-	1
GN1-20-N	1-55-15-43-02-GN1	20	11	-	-	1
GN1-25-N	1-55-15-49-02-GN1	25	15	-	-	1
GN1-30-N	1-55-15-55-02-GN1	30	13	-	-	1
GN1-40-N	1-55-15-61-02-GN1	40	15	-	-	1
GN1-50-N	1-55-15-67-02-GN1	50	16	-	-	1
GN1-60-N	1-55-15-73-02-GN1	60	17	-	-	1
GN1-80-N	1-55-15-79-02-GN1	80	19	-	-	1
GN1-95-N	1-55-15-84-02-GN1	95	19	-	-	1

\*packing unit

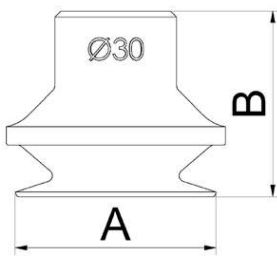
SG2 / Vacuum Cup with 2 Bellows (complete)



Des.	Artikel No.	A	B	C	D	PU*
SG2-10-S-5	1-55-18-05-00-SG2	10	23	M5	-	1
SG2-10-HE-5	1-55-18-07-00-SG2	10	23	M5	-	1
SG2-15-S-5	1-55-18-10-00-SG2	15	26	M5	-	1
SG2-15-S-18	1-55-18-11-00-SG2	15	26	G1/8	-	1
SG2-15-HE-5	1-55-18-12-00-SG2	15	26	M5	-	1
SG2-15-HE-18	1-55-18-13-00-SG2	15	26	G1/8	-	1
SG2-20-S-5	1-55-18-33-00-SG2	20	32	M5	-	1
SG2-20-S-18	1-55-18-34-00-SG2	20	32	G1/8	-	1
SG2-20-HE-5	1-55-18-35-00-SG2	20	32	M5	-	1
SG2-20-HE-18	1-55-18-36-00-SG2	20	32	G1/8	-	1
SG2-30-S-18	1-55-18-51-00-SG2	30	45	G1/8	-	1
SG2-33-HE-18	1-55-18-55-00-SG2	33	45	G1/8	-	1
SG2-40-S-18	1-55-18-61-00-SG2	40	45	G1/8	-	1
SG2-43-HE-18	1-55-18-63-00-SG2	43	41	G1/8	-	1
SG2-50-S-18	1-55-18-71-00-SG2	50	50	G1/8	-	1
SG2-53-HE-18	1-55-18-74-00-SG2	53	47	G1/8	-	1
SG2-75-S-14	1-55-18-90-00-SG2	75	57	G1/4	-	1
SG2-75-HE-14	1-55-18-93-00-SG2	75	57	G1/4	-	1
SG2-10-N-5	1-55-19-07-00-SG2	10	23	M5	-	1
SG2-15-N-5	1-55-19-12-00-SG2	15	26	M5	-	1
SG2-15-N-18	1-55-19-13-00-SG2	15	26	G1/8	-	1
SG2-20-N-5	1-55-19-35-00-SG2	20	32	M5	-	1
SG2-20-N-18	1-55-19-36-00-SG2	20	32	G1/8	-	1
SG2-30-N-18	1-55-19-55-00-SG2	30	45	G1/8	-	1
SG2-40-N-18	1-55-19-63-00-SG2	40	45	G1/8	-	1
SG2-50-N-18	1-55-19-74-00-SG2	50	50	G1/8	-	1
SG2-75-N-14	1-55-19-93-00-SG2	75	57	G1/4	-	1

\*packing unit

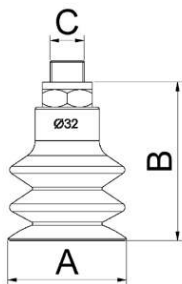
GN2 / Vacuum Cup with 2 Bellows only



Des.	Artikel No.	A	B	C	D	PU*
GN2-10-HE	1-55-18-07-02-GN2	10	14	-	-	1
GN2-15-S	1-55-18-10-02-GN2	15	16	-	-	1
GN2-15-HE	1-55-18-12-02-GN2	15	16	-	-	1
GN2-20-S	1-55-18-33-02-GN2	20	22	-	-	1
GN2-20-HE	1-55-18-35-02-GN2	20	22	-	-	1
GN2-30-S	1-55-18-51-02-GN2	30	31	-	-	1
GN2-33-HE	1-55-18-55-02-GN2	33	31	-	-	1
GN2-40-S	1-55-18-61-02-GN2	40	31	-	-	1
GN2-43-HE	1-55-18-63-02-GN2	43	28	-	-	1
GN2-50-S	1-55-18-71-02-GN2	50	37	-	-	1
GN2-53-HE	1-55-18-74-02-GN2	53	34	-	-	1
GN2-75-S	1-55-18-90-02-GN2	75	42	-	-	1
GN2-75-HE	1-55-18-93-02-GN2	75	42	-	-	1
GN2-10-N	1-55-19-07-02-GN2	10	14	-	-	1
GN2-15-N	1-55-19-12-02-GN2	15	16	-	-	1
GN2-20-N	1-55-19-35-02-GN2	20	22	-	-	1
GN2-30-N	1-55-19-55-02-GN2	30	31	-	-	1
GN2-40-N	1-55-19-63-02-GN2	40	31	-	-	1
GN2-50-N	1-55-19-74-02-GN2	50	37	-	-	1
GN2-75-N	1-55-19-93-02-GN2	75	42	-	-	1

\*packing unit

SG3 / Vacuum Cup with 3 Bellows (complete)



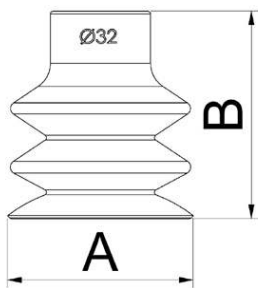
Des.	Artikel No.	A	B	C	D	PU*
SG3-5-S-5	1-55-22-11-00-SG3	5	19	M5	-	1
SG3-5-HE-5	1-55-22-13-00-SG3	5	19	M5	-	1
SG3-7-S-5	1-55-22-16-00-SG3	7	19	M5	-	1
SG3-7-HE-5	1-55-22-18-00-SG3	7	19	M5	-	1
SG3-9-S-5	1-55-22-22-00-SG3	9	24	M5	-	1
SG3-9-S-18	1-55-22-23-00-SG3	9	24	G1/8	-	1
SG3-9-HE-5	1-55-22-27-00-SG3	9	24	M5	-	1
SG3-9-HE-18	1-55-22-28-00-SG3	9	24	G1/8	-	1
SG3-14-S-5	1-55-22-32-00-SG3	14	32	M5	-	1
SG3-14-S-18	1-55-22-33-00-SG3	14	32	G1/8	-	1
SG3-14-HE-5	1-55-22-36-00-SG3	14	32	M5	-	1
SG3-14-HE-18	1-55-22-37-00-SG3	14	32	G1/8	-	1
SG3-18-S-5	1-55-22-42-00-SG3	18	32	M5	-	1
SG3-18-S-18	1-55-22-43-00-SG3	18	32	G1/8	-	1
SG3-18-HE-5	1-55-22-46-00-SG3	18	32	G1/8	-	1

AGS GmbH - Braunsberger Feld 15 - 51429 Bergisch Gladbach Tel: +49(0)2204/96810-0  
 Fax: +49(0)2204/96810-29 Email: info@ags-automation.de technical changes reserved  
**Detailed information <https://inside.ags-automation.de/kundenportal>**

SG3-18-HE-18	1-55-22-47-00-SG3	18	32	G1/8	-	1	
SG3-20-S-5	1-55-22-52-00-SG3	20	32	M5	-	1	
SG3-20-S-18	1-55-22-53-00-SG3	20	32	G1/8	-	1	
SG3-20-HE-5	1-55-22-58-00-SG3	20	32	M5	-	1	
SG3-20-HE-18	1-55-22-59-00-SG3	20	32	G1/8	-	1	
SG3-25-HE-5	1-55-22-60-00-SG3	25	44	M5	-	1	
SG3-25-S-18	1-55-22-61-00-SG3	25	44	G1/8	-	1	
SG3-25-S-5	1-55-22-62-00-SG3	25	44	M5	-	1	
SG3-25-HE-18	1-55-22-71-00-SG3	25	44	G1/8	-	1	
SG3-32-S-18	1-55-22-80-00-SG3	32	46	G1/8	-	1	
SG3-32-HE-18	1-55-22-82-00-SG3	32	46	G1/8	-	1	
SG3-42-S-18	1-55-22-84-00-SG3	42	59	G1/8	-	1	
SG3-42-HE-18	1-55-22-86-00-SG3	42	59	G1/8	-	1	
SG3-62-S-18	1-55-22-88-00-SG3	62	65	G1/8	-	1	
SG3-62-HE-18	1-55-22-90-00-SG3	62	65	G1/8	-	1	
SG3-88-S-14	1-55-22-92-00-SG3	90	101	G1/4	-	1	
SG3-5-N-5	1-55-23-13-00-SG3	5	19	M5	-	1	
SG3-7-N-5	1-55-23-18-00-SG3	7	19	M5	-	1	
SG3-9-N-5	1-55-23-27-00-SG3	9	24	M5	-	1	
SG3-9-N-18	1-55-23-28-00-SG3	9	24	G1/8	-	1	
SG3-14-N-5	1-55-23-36-00-SG3	14	32	M5	-	1	
SG3-14-N-18	1-55-23-37-00-SG3	14	32	G1/8	-	1	
SG3-18-N-5	1-55-23-46-00-SG3	18	32	M5	-	1	
SG3-18-N-18	1-55-23-47-00-SG3	18	32	G1/8	-	1	
SG3-20-N-5	1-55-23-58-00-SG3	20	32	M5	-	1	
SG3-20-N-18	1-55-23-59-00-SG3	20	32	G1/8	-	1	
SG3-25-N-5	1-55-23-60-00-SG3	25	44	M5	-	1	
SG3-25-N-18	1-55-23-71-00-SG3	25	44	G1/8	-	1	
SG3-32-N-18	1-55-23-82-00-SG3	32	46	G1/8	-	1	
SG3-42-N-18	1-55-23-86-00-SG3	42	59	G1/8	-	1	
SG3-62-N-18	1-55-23-90-00-SG3	62	65	G1/8	-	1	
SG3-90-N-14	1-55-23-92-00-SG3	90	101	G1/4	-	1	

\*packing unit

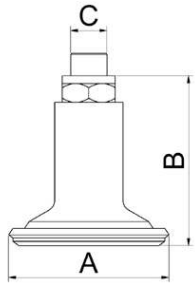
GN3 / Vacuum Cup with 3 Bellows only



Des.	Artikel No.	A	B	C	D	PU*
GN3-5-S	1-55-22-11-02-GN3	5	10	-	-	1
GN3-5-HE	1-55-22-13-02-GN3	5	10	-	-	1
GN3-7-S	1-55-22-16-02-GN3	7	10	-	-	1
GN3-7-HE	1-55-22-18-02-GN3	7	10	-	-	1
GN3-9-S	1-55-22-22-02-GN3	9	15	-	-	1
GN3-9-HE	1-55-22-27-02-GN3	9	15	-	-	1
GN3-14-S	1-55-22-32-02-GN3	14	23	-	-	1
GN3-14-HE	1-55-22-36-02-GN3	14	23	-	-	1
GN3-18-S	1-55-22-42-02-GN3	18	23	-	-	1
GN3-18-HE	1-55-22-46-02-GN3	18	23	-	-	1
GN3-20-S	1-55-22-52-02-GN3	20	23	-	-	1
GN3-20-HE	1-55-22-58-02-GN3	20	23	-	-	1
GN3-25-HE	1-55-22-60-02-GN3	25	34	-	-	1
GN3-25-S	1-55-22-62-02-GN3	25	34	-	-	1
GN3-32-S	1-55-22-80-02-GN3	32	34	-	-	1
GN3-32-HE	1-55-22-82-02-GN3	32	34	-	-	1
GN3-42-S	1-55-22-84-02-GN3	42	46	-	-	1
GN3-42-HE	1-55-22-86-02-GN3	42	46	-	-	1
GN3-62-S	1-55-22-88-02-GN3	62	54	-	-	1
GN3-62-HE	1-55-22-90-02-GN3	62	54	-	-	1
GN3-88-S	1-55-22-92-02-GN3	88	86	-	-	1
GN3-5-N	1-55-23-13-02-GN3	5	10	-	-	1
GN3-7-N	1-55-23-18-02-GN3	7	10	-	-	1
GN3-9-N	1-55-23-27-02-GN3	9	15	-	-	1
GN3-14-N	1-55-23-36-02-GN3	14	23	-	-	1
GN3-18-N	1-55-23-46-02-GN3	18	23	-	-	1
GN3-20-N	1-55-23-58-02-GN3	20	23	-	-	1
GN3-25-N	1-55-23-60-02-GN3	25	34	-	-	1
GN3-32-N	1-55-23-82-02-GN3	32	34	-	-	1
GN3-42-N	1-55-23-86-02-GN3	42	46	-	-	1
GN3-62-N	1-55-23-90-02-GN3	62	54	-	-	1
GN3-90-N	1-55-23-92-02-GN3	90	86	-	-	1

\*packing unit

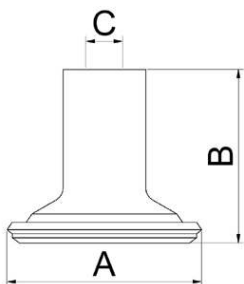
SG1-HT / Vacuum Cup High Temperature with 1 Bellow (complet



Des.	Artikel No.	A	B	C	D	PU*
SG1-30-HT-18	1-55-30-10-00-SG1	30	38	G1/8	-	1
SG1-30-HT-14	1-55-30-12-00-SG1	30	38	G1/4	-	1
SG1-40-HT-18	1-55-30-14-00-SG1	40	38	G1/8	-	1
SG1-40-HT-14	1-55-30-16-00-SG1	40	38	G1/4	-	1
SG1-70-HT-18	1-55-30-18-00-SG1	70	41	G1/8	-	1
SG1-70-HT-14	1-55-30-20-00-SG1	70	41	G1/4	-	1

\*packing unit

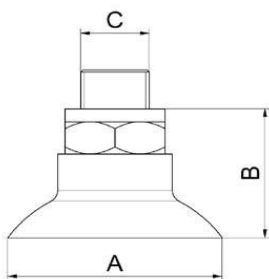
GN1-HT / Vacuum Cup High Temperature with 1 Bellow only



Des.	Artikel No.	A	B	C	D	PU*
GN1-30-HT	1-55-30-10-02-GN1	30	35	8	-	1
GN1-40-HT	1-55-30-14-02-GN1	40	35	8	-	1
GN1-70-HT	1-55-30-18-02-GN1	70	36	8	-	1

\*packing unit

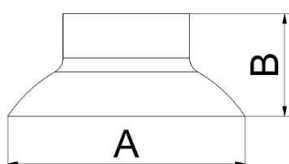
SG1-P / NEW / Vacuum Cup with 1 Bellow (complete) PU



Des.	Artikel No.	A	B	C	D	PU*
SG1-20-P-5	1-55-29-06-00-SG1	20	19,5	M5	-	1
SG1-30-P-18	1-55-29-10-00-SG1	30	20	G1/8	-	1
SG1-50-P-18	1-55-29-16-00-SG1	50	24	G1/8	-	1

\*packing unit

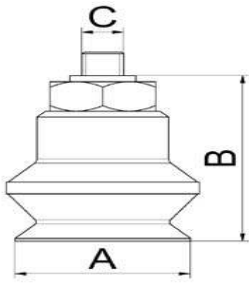
GN1-P / NEW / Vacuum Cup with 1 Bellow only PU



Des.	Artikel No.	A	B	C	D	PU*
GN1-20-P	1-55-29-06-02-GN1	20	13,6	-	-	1
GN1-30-P	1-55-29-10-02-GN1	30	13	-	-	1
GN1-50-P	1-55-29-16-02-GN1	50	17	-	-	1

\*packing unit

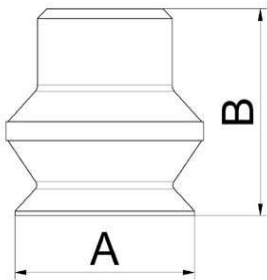
SG2-P / NEW / Vacuum Cup with 2 Bellows (complete) PU



Des.	Artikel No.	A	B	C	D	PU*
SG2-20-P-5	1-55-29-22-00-SG2	20	28	M5	-	1
SG2-30-P-18	1-55-29-26-00-SG2	30	36	G1/8	-	1
SG2-50-P-18	1-55-29-34-00-SG2	50	43	G1/8	-	1

\*packing unit

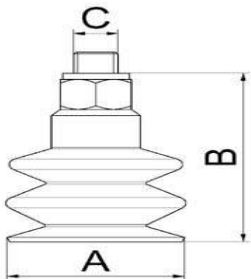
GN2-P / NEW / Vacuum Cup with 2 Bellows only PU



Des.	Artikel No.	A	B	C	D	PU*
GN2-20-P	1-55-29-22-02-GN2	20	22	-	-	1
GN2-30-P	1-55-29-26-02-GN2	30	30	-	-	1
GN2-50-P	1-55-29-34-02-GN2	50	36,5	-	-	1

\*packing unit

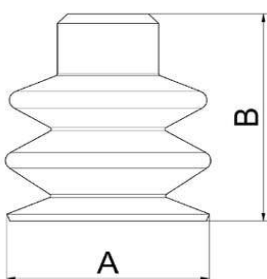
SG3-P / NEW / Vacuum Cup with 3 Bellows (complete) PU



Des.	Artikel No.	A	B	C	D	PU*
SG3-20-P-5	1-55-29-44-00-SG3	20	28	M5	-	1
SG3-30-P-18	1-55-29-48-00-SG3	30	43	G1/8	-	1
SG3-60-P-18	1-55-29-56-00-SG3	60	61	G1/8	-	1

\*packing unit

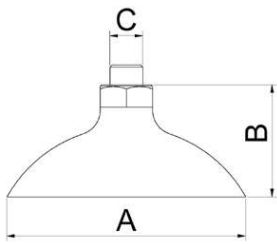
GN3-P / NEW / Vacuum Cup with 3 Bellows only PU



Des.	Artikel No.	A	B	C	D	PU*
GN3-20-P	1-55-29-44-02-GN3	20	22	-	-	1
GN3-30-P	1-55-29-48-02-GN3	30	37,5	-	-	1
GN3-60-P	1-55-29-56-02-GN3	60	55	-	-	1

\*packing unit

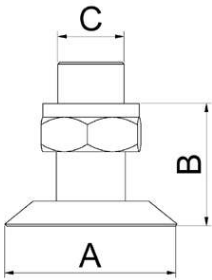
SG1-NK / Vacuum Cup 1 Bellow natural rubber (complete)



Des.	Artikel No.	A	B	C	D	PU*	
SG1-75-NK	1-55-38-10-00-SG1	75	35	G1/8	-	1	
SG1-96-NK	1-55-38-12-00-SG1	96	46	G1/8	-	1	

\*packing unit

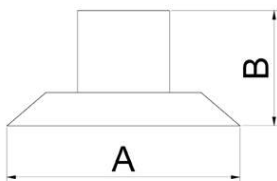
SG1-P-S / Vacuum Cup 1 Bellow for Paper (complete)



Des.	Artikel No.	A	B	C	D	PU*	
SG1-25-P-S-5	1-55-38-20-00-SG1	25	17,8	M5	-	1	
SG1-25-P-S-18	1-55-38-21-00-SG1	25	17,8	G1/8	-	1	

\*packing unit

GN1-P-S / Vacuum Cup 1 Bellow only - for Paper



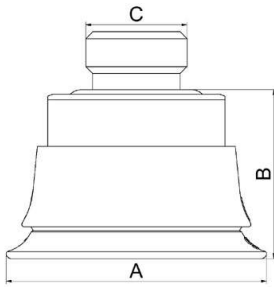
Des.	Artikel No.	A	B	C	D	PU*	
GN1-25-P-S	1-55-38-20-02-GN1	25	11	-	-	1	

\*packing unit



## 57 Vacuum cups PIAB NEW

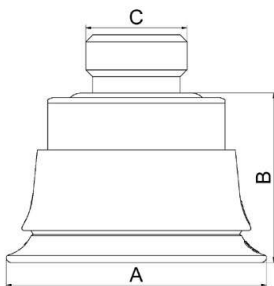
SG1-TPE / NEW / Vacuum Cup with 1 Bellow (complete) TPE



Des.	Artikel No.	A	B	C	D	PU*	
SG1-25-TPE-50-18	1-57-10-02-00-SG1	25	16	G1/8	50	1	
SG1-25-TPE-60-18	1-57-10-04-00-SG1	25	16	G1/8	60	1	
SG1-50-TPE-50-14	1-57-10-10-00-SG1	50	20,7	G1/4	50	1	
SG1-50-TPE-60-14	1-57-10-12-00-SG1	50	20,7	G1/4	60	1	
SG1-70-TPE-60-14	1-57-10-16-00-SG1	70	23,8	G1/4	60	1	

\*packing unit

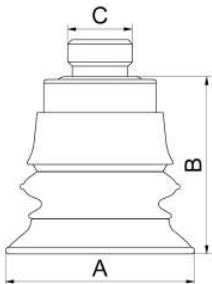
SG1-TPE-F / NEW / Vacuum Cup with 1 Bellow (complete) TPE flex



Des.	Artikel No.	A	B	C	D	PU*	
SG1-28-TPE-50-F-18	1-57-10-18-00-SG1	28	16	G1/8	50	1	
SG1-28-TPE-30-F-18	1-57-10-20-00-SG1	28	16	G1/8	30	1	
SG1-55-TPE-50-F-14	1-57-10-26-00-SG1	55	21,7	G1/4	50	1	
SG1-55-TPE-30-F-14	1-57-10-28-00-SG1	55	21,7	G1/4	30	1	

\*packing unit

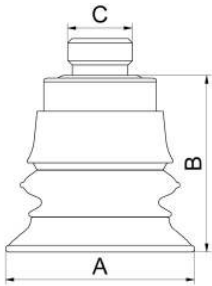
SG2-TPE / NEW / Vacuum Cup with 2 Bellows (complete) TPE



Des.	Artikel No.	A	B	C	D	PU*	
SG2-25-TPE-50-18	1-57-10-34-00-SG2	25	23,7	G1/8	50	1	
SG2-25-TPE-60-18	1-57-10-36-00-SG2	25	23,7	G1/8	60	1	
SG2-50-TPE-50-14	1-57-10-42-00-SG2	50	36,3	G1/4	50	1	
SG2-50-TPE-60-14	1-57-10-44-00-SG2	50	36,3	G1/4	60	1	
SG2-70-TPE-60-14	1-57-10-46-00-SG2	70	39,6	G1/4	60	1	

\*packing unit

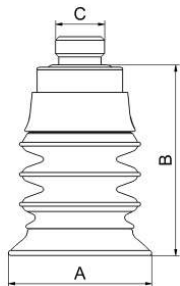
SG2-TPE-F / NEW / Vacuum Cup with 2 Bellows (complete) TPE fle



Des.	Artikel No.	A	B	C	D	PU*
SG2-28-TPE-30-F-18	1-57-10-50-00-SG2	28	24,2	G1/8	30	1
SG2-28-TPE-50-F-18	1-57-10-52-00-SG2	28	24,2	G1/8	50	1
SG2-55-TPE-30-F-14	1-57-10-58-00-SG2	55	37,3	G1/4	30	1
SG2-55-TPE-50-F-14	1-57-10-60-00-SG2	55	37,3	G1/4	50	1

\*packing unit

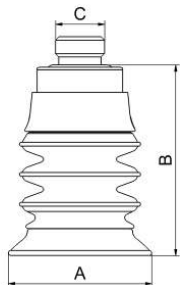
SG4-TPE / NEW / Vacuum Cup with 4 Bellows (complete) TPE



Des.	Artikel No.	A	B	C	D	PU*
SG4-25-TPE-50-18	1-57-10-66-00-SG4	25	34,8	G1/8	50	1
SG4-25-TPE-60-18	1-57-10-68-00-SG4	25	34,8	G1/8	60	1
SG4-50-TPE-50-14	1-57-10-74-00-SG4	50	58,4	G1/4	50	1
SG4-50-TPE-60-14	1-57-10-76-00-SG4	50	58,4	G1/4	60	1

\*packing unit

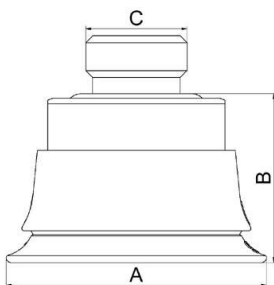
SG4-TPE-F / NEW / Vacuum Cup with 4 Bellows (complete) TPE fle



Des.	Artikel No.	A	B	C	D	PU*
SG4-28-TPE-30-F-18	1-57-10-82-00-SG4	28	35,3	G1/8	30	1
SG4-28-TPE-50-F-18	1-57-10-84-00-SG4	28	35,3	G1/8	50	1
SG4-55-TPE-30-F-14	1-57-10-90-00-SG4	55	59,4	G1/4	30	1
SG4-55-TPE-50-F-14	1-57-10-92-00-SG4	55	59,4	G1/4	50	1

\*packing unit

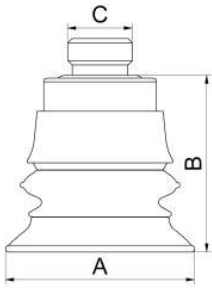
SG1-HNBR / NEW / Vacuum Cup with 1 Bellow (complete) HNBR



Des.	Artikel No.	A	B	C	D	PU*
SG1-29-HNBR-50-18	1-57-12-02-00-SG1	29	18,4 0	G1/8	50	1
SG1-58-HNBR-50-14	1-57-12-06-00-SG1	58	19,5	G1/4	50	1

\*packing unit

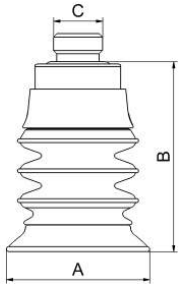
SG2-HNBR / NEW / Vacuum Cup with 2 Bellows (complete) HNBR



Des.	Artikel No.	A	B	C	D	PU*	
SG2-29-HNBR-50-18	1-57-12-12-00-SG2	29	26,2	G1/8	50	1	
SG2-58-HNBR-50-14	1-57-12-16-00-SG2	58	41,1	G1/4	50	1	

\*packing unit

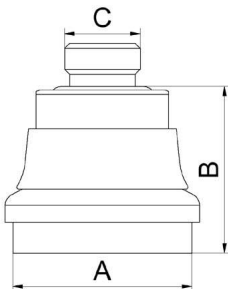
SG4-HNBR / NEW / Vacuum Cup with 4 Bellows (complete) HNBR



Des.	Artikel No.	A	B	C	D	PU*	
SG4-29-HNBR-50-18	1-57-12-22-00-SG4	29	37,3	G1/8	50	1	
SG4-58-HNBR-50-14	1-57-12-26-00-SG4	58	63,2	G1/4	50	1	

\*packing unit

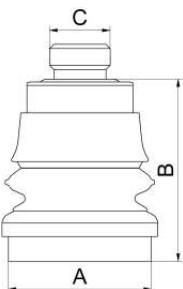
SG1-SCH / NEW / Vacuum Cup with 1 Bellow (complete) cellular



Des.	Artikel No.	A	B	C	D	PU*	
SG1-25-SCH-18	1-57-12-32-00-SG1	25,5	21	G1/8	-	1	
SG1-50-SCH-14	1-57-12-36-00-SG1	51	27,1	G1/4	-	1	

\*packing unit

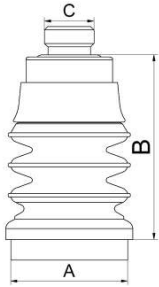
SG2-SCH / NEW / Vacuum Cup with 2 Bellows (complete) cellula



Des.	Artikel No.	A	B	C	D	PU*	
SG2-25-SCH-18	1-57-12-42-00-SG2	25,5	28,8	G1/8	-	1	
SG2-50-SCH-14	1-57-12-46-00-SG2	51	42,7	G1/4	-	1	

\*packing unit

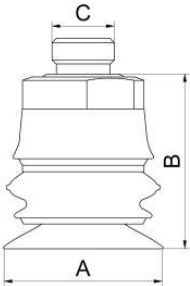
SG4-SCH / NEW / Vacuum Cup with 4 Bellows (complete) cellula



Des.	Artikel No.	A	B	C	D	PU*
SG4-25-SCH-18	1-57-12-52-00-SG4	25,5	39,9	G1/8	-	1
SG4-50-SCH-14	1-57-12-56-00-SG4	51	64,8	G1/4	-	1

\*packing unit

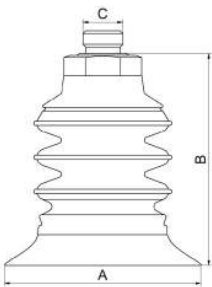
SG2-BLI / NEW / Vacuum Cup with 2 Bellows and bag lip comple



Des.	Artikel No.	A	B	C	D	PU*
SG2-25-BLI-50-18	1-57-12-72-00-SG2	25	27,7	G1/8	50	1
SG2-48-BLI-50-14	1-57-12-76-00-SG2	48	36,9	G1/4	50	1

\*packing unit

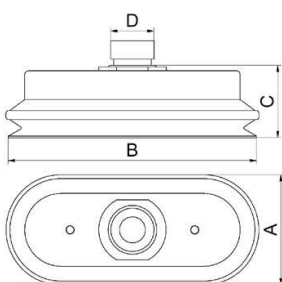
SG4-BLI / NEW / Vacuum Cup with 4 Bellows and bag lip comple



Des.	Artikel No.	A	B	C	D	PU*
SG4-25-BLI-50-18	1-57-12-82-00-SG4	25	38,8	G1/8	50	1
SG4-48-BLI-50-14	1-57-12-86-00-SG4	48	52,4	G1/4	50	1

\*packing unit

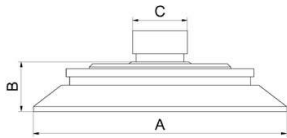
SG0-2-DF / NEW / Vacuum Cup oval DURAFLEX with 2 Bellows comp



Des.	Artikel No.	A	B	C	D	PU*
SG0-2-24-64-DF-60-60-18	1-57-14-02-00-SG0	24	64	18	G1/8	1
SG0-2-42-97-DF-30-60-38	1-57-14-04-00-SG0	42	97	27	G3/8	1
SG0-2-59-149-DF-30-60-38	1-57-14-06-00-SG0	59	149	35	G3/8	1
SG0-2-76-181-DF-30-60-38	1-57-14-08-00-SG0	76	181	42	G3/8	1

\*packing unit

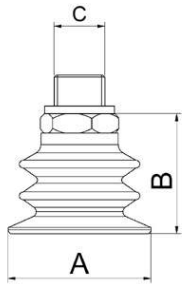
SG1-DF / NEW / Vacuum Cup DURAFLEX with 1 Bellow complete



Des.	Artikel No.	A	B	C	D	PU*
SG1-77-DF-30-60-38	1-57-14-22-00-SG1	77	14,5	G3/8	-	1
SG1-115-DF-30-60-38	1-57-14-24-00-SG1	115	20,5	G3/8	-	1

\*packing unit

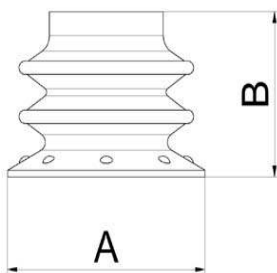
SG3-DF / Vacuum Cup Duraflex with 3 Bellow (complete)



Des.	Artikel No.	A	B	C	D	PU*
SG3-10-DF-30-60-5	1-55-35-06-00-SG3	10	22	M5	-	1
SG3-15-DF-30-60-5	1-55-35-08-00-SG3	15	25	M5	-	1
SG3-21-DF-30-60-18	1-55-35-09-00-SG3	21	21,5	G1/8	-	1
SG3-25-DF-30-60-18	1-55-35-10-00-SG3	25	25	G1/8	-	1
SG3-35-DF-30-60-18	1-55-35-11-00-SG3	35	33	G1/8	-	1
SG3-35-DF-30-60-14	1-55-35-12-00-SG3	35	33	G1/4	-	1
SG3-52-DF-30-60-14	1-55-35-14-00-SG3	52	46	G1/4	-	1
SG3-75-DF-60-30-14	1-55-35-16-00-SG3	75	73	G1/4	-	1
SG3-75-DF-30-60-38	1-55-35-17-00-SG3	75	51,7	G3/8	-	1
SG3-114-DF-30-60-38	1-55-35-18-00-SG3	114	74	G3/8	-	1

\*packing unit

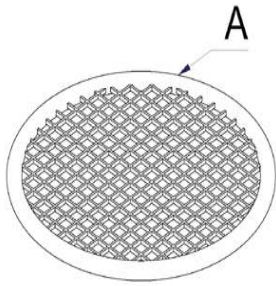
GN3-DF / Suction Cup Duraflex with 3 Bellow



Des.	Artikel No.	A	B	C	D	PU*
GN3-10-DF	1-55-35-06-02-GN3	10	18	-	-	1
GN3-15-DF	1-55-35-08-02-GN3	15	20	-	-	1
GN3-25-DF	1-55-35-10-02-GN3	25	25	-	-	1
GN3-35-DF	1-55-35-11-02-GN3	35	33	-	-	1
GN3-52-DF	1-55-35-14-02-GN3	52	46	-	-	1
GN3-75-DF	1-55-35-16-02-SG3	75	73	-	-	1

\*packing unit

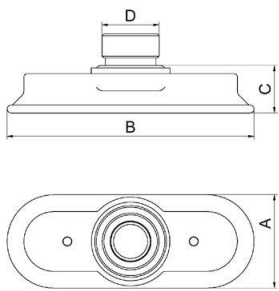
FIS-SG3 / Filter pad



Des.	Artikel No.	A	B	C	D	PU*
FIS-SG3-25-DF	1-55-35-10-04-FIS	SG3-25-DF	-	-	-	1
FIS-SG3-35-DF	1-55-35-12-04-FIS	SG3-35-DF	-	-	-	1
FIS-SG3-52-DF	1-55-35-14-04-FIS	SG3-52-DF	-	-	-	1
FIS-SG3-75-DF	1-55-35-16-04-FIS	SG3-75-DF	-	-	-	1

\*packing unit

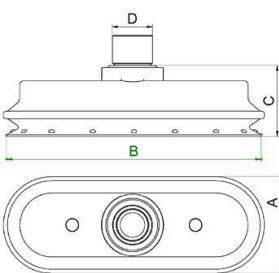
SG0-PU / NEW / Vacuum Cup oval polyurethane complete



Des.	Artikel No.	A	B	C	D	PU*
SG0-11-31-PU-50-5	1-57-16-02-00-SG0	11	31	9,6	M5	1
SG0-15-45-PU-50-18	1-57-16-04-00-SG0	15	45	10,5	G1/8	1
SG0-27-72-PU-40-38	1-57-16-10-00-SG0	27	72	13,2	G3/8	1
SG0-43-113-PU-40-38	1-57-16-12-00-SG0	43	113	17,5	G3/8	1
SG0-59-154-PU-40-38	1-57-16-14-00-SG0	59	154	21	G3/8	1
SG0-75-180-PU-40-38	1-57-16-16-00-SG0	75	180	25	G3/8	1

\*packing unit

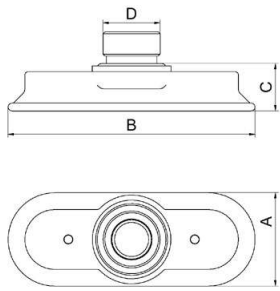
SG0-2-PU / NEW / Vacuum Cup oval with 2 Bellows polyurethane



Des.	Artikel No.	A	B	C	D	PU*
SG0-2-24-64-PU-60-18	1-57-16-24-00-SG0	24	64	17,2	G1/8	1

\*packing unit

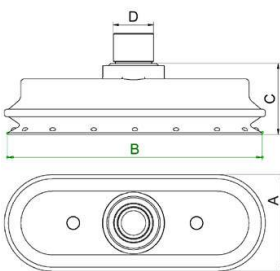
SG0-BL-PU / NEU / Vacuum Cup oval polyurethane complete



Des.	Artikel No.	A	B	C	D	PU*
SG0-BL-24-84-PU-55-38	1-57-16-30-00-SG0	24	84	17	G3/8	1
SG0-BL-33-93-PU-55-38	1-57-16-32-00-SG0	33	93	16,5	G3/8	1
SG0-BL-43-113-PU-55-38	1-57-16-34-00-SG0	43	113	22,5	G3/8	1
SG0-2-BL-82-187-PU-55-38	1-57-16-44-00-SG0	82	187	44	G3/8	1

\*packing unit

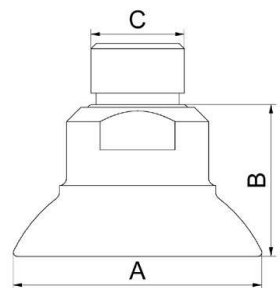
SG0-2-BL-PU / NEW / Vacuum Cup oval with 2 Bellows for Sheet po



Des.	Artikel No.	A	B	C	D	PU*
SG0-2-BL-50-105-PU-55-38	1-57-16-40-00-SG0	50	105	29	G3/8	1
SG0-2-BL-67-157-PU-55-38	1-57-16-42-00-SG0	67	157	37	G3/8	1
SG0-2-BL-82-187-PU-55-38	1-57-16-44-00-SG0	82	187	44	G3/8	1

\*packing unit

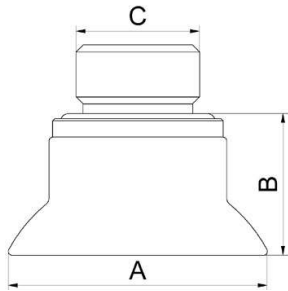
SG1-PU / NEW / Vacuum Cup with 1 Bellow polyurethane compl



Des.	Artikel No.	A	B	C	D	PU*
SG1-22-PU-50-18	1-57-16-52-00-SG1	22	14,4	G1/8	-	1
SG1-29-PU-50-18	1-57-16-54-00-SG1	29	16	G1/8	-	1
SG1-35-PU-50-14	1-57-16-56-00-SG1	35	21	G1/4	-	1
SG1-50-PU-40-38	1-57-16-58-00-SG1	50	23,5	G3/8	-	1
SG1-75-PU-40-38	1-57-16-60-00-SG1	75	23,5	G3/8	-	1
SG1-100-PU-40-38	1-57-16-62-00-SG1	100	28,5	G3/8	-	1
SG1-150-PU-40-38-I	1-57-16-64-00-SG1	150	28,5	G3/8	-	1

\*packing unit

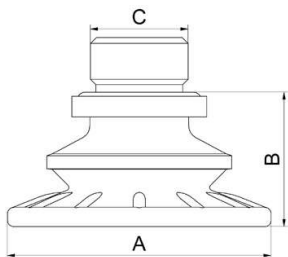
SG1-BL-PU / NEW / Vacuum Cup with 1 Bellow for sheet polyureth



Des.	Artikel No.	A	B	C	D	PU*
SG1-BL-35-PU-55-38	1-57-16-70-00-SG1	35	19	G3/8	-	1
SG1-BL-50-PU-55-38	1-57-16-72-00-SG1	50	31	G3/8	-	1
SG1-BL-75-PU-55-38	1-57-16-74-00-SG1	75	22	G3/8	-	1
SG1-BL-100-PU-55-38	1-57-16-76-00-SG1	100	26	G3/8	-	1
SG1-BL-125-PU-55-38	1-57-16-78-00-SG1	125	32	G3/8	-	1

\*packing unit

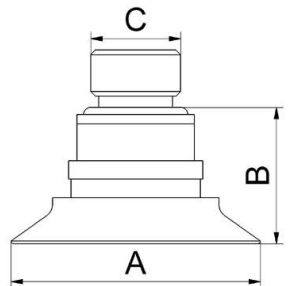
SG2-BL-PU / NEW / Vacuum Cup with 2 Bellows made of PU complet



Des.	Artikel No.	A	B	C	D	PU*
SG2-BL-45-PU-55-38	1-57-16-80-00-SG2	45	22	G3/8	-	1
SG2-BL-61-PU-55-38	1-57-16-82-00-SG2	61	26	G3/8	-	1
SG2-BL-85-PU-55-38	1-57-16-84-00-SG2	85	37	G3/8	-	1
SG2-BL-115-PU-55-38	1-57-16-86-00-SG2	115	53	G3/8	-	1

\*packing unit

SG1-S / NEW / Vacuum Cup with 1 Bellow made of silicon com

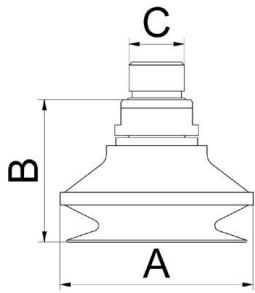


Des.	Artikel No.	A	B	C	D	PU*
SG1-16-S-50-5	1-57-18-02-00-SG1	15,7	11	M5	-	1
SG1-22-S-50-18	1-57-18-04-00-SG1	22	13	G1/8	-	1
SG1-27-S-50-18	1-57-18-06-00-SG1	27	14	G1/8	-	1
SG1-32-S-50-18	1-57-18-08-00-SG1	32	15,4	G1/8	-	1
SG1-42-S-50-14	1-57-18-10-00-SG1	42	19	G1/4	-	1
SG1-53-S-50-14	1-57-18-12-00-SG1	53	23,5	G1/4	-	1
SG1-77-S-50-38-I	1-57-18-14-00-SG1	77	26	G3/8	-	1
SG1-112-S-50-38-I	1-57-18-16-00-SG1	112	36,2	G3/8	-	1
SG1-152-S-50-12-I	1-57-18-18-00-SG1	152	40,4	G1/2	-	1

\*packing unit



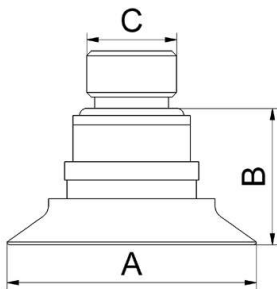
SG2-S / NEW / Vacuum Cup with 2 Bellows made of silicon



Des.	Artikel No.	A	B	C	D	PU*
SG2-6-S-50-5	1-57-18-30-00-SG2	5,6	12,7	M5	-	1
SG2-10-S-50-5	1-57-18-32-00-SG2	8,8	15,4	M5	-	1
SG2-12-S-50-5	1-57-18-34-00-SG2	12	21,4	M5	-	1
SG2-18-S-50-5	1-57-18-36-00-SG2	17,5	24,8	M5	-	1
SG2-24-S-50-18	1-57-18-38-00-SG2	24	24	G1/8	-	1
SG2-36-S-50-14	1-57-18-40-00-SG2	36	32	G1/4	-	1
SG2-46-S-50-14	1-57-18-42-00-SG2	46	34	G1/4	-	1
SG2-58-S-50-14	1-57-18-44-00-SG2	58	41,3	G1/4	-	1
SG2-83-S-50-38-I	1-57-18-48-00-SG2	83	50,3	G3/8	-	1
SG2-124-S-50-38-I	1-57-18-50-00-SG2	124	70,6	G3/8	-	1
SG2-166-S-50-12-I	1-57-18-52-00-SG2	188	85,3	G1/2	-	1

\*packing unit

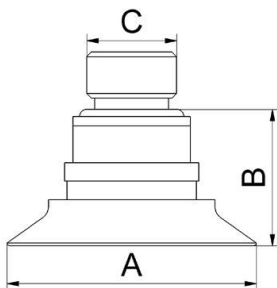
SG1-C / NEW / Vacuum Cup with 1 Bellow made of Chloropren



Des.	Artikel No.	A	B	C	D	PU*
SG1-16-C-50-5	1-57-20-02-00-SG1	15,7	16	M5	-	1
SG1-22-C-50-18	1-57-20-04-00-SG1	22	13	G1/8	-	1
SG1-27-C-50-18	1-57-20-06-00-SG1	27	14	G1/8	-	1
SG1-32-C-50-18	1-57-20-08-00-SG1	32	15,4	G1/8	-	1

\*packing unit

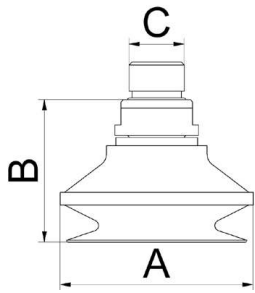
SG1-N / NEW / Vacuum Cup with 1 Bellow made of Nitril comp



Des.	Artikel No.	A	B	C	D	PU*
SG1-42-N-50-14	1-57-20-12-00-SG1	42	19	G1/4	-	1
SG1-53-N-50-14	1-57-20-14-00-SG1	53	23,5	G1/4	-	1
SG1-77-N-50-38-I	1-57-20-16-00-SG1	77	26	G3/8	-	1
SG1-112-N-50-38-I	1-57-20-18-00-SG1	112	36,2	G3/8	-	1
SG1-152-N-50-12-I	1-57-20-20-00-SG1	152	40,5	G1/2	-	1

\*packing unit

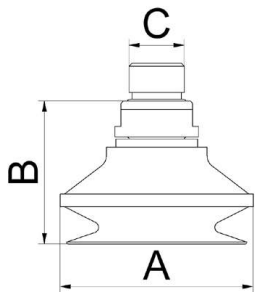
SG2-C / NEW / Vacuum Cup with 2 Bellows made of Chloropren



Des.	Artikel No.	A	B	C	D	PU*
SG2-6-C-50-5	1-57-20-30-00-SG2	6,2	12,7	M5	-	1
SG2-10-C-50-5	1-57-20-32-00-SG2	9,6	15,4	M5	-	1
SG2-12-C-60-5	1-57-20-34-00-SG2	12	21,4	M5	-	1
SG2-18-C-60-5	1-57-20-36-00-SG2	17,5	24,8	M5	-	1
SG2-24-C-60-18	1-57-20-38-00-SG2	24	24	G1/8	-	1
SG2-36-C-60-14	1-57-20-40-00-SG2	36	32	G1/4	-	1
SG2-46-C-60-14	1-57-20-42-00-SG2	46	34	G1/4	-	1

\*packing unit

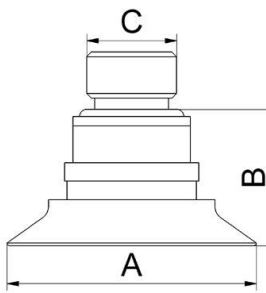
SG2-N / NEW / Vacuum Cup with 2 Bellows made of Nitril com



Des.	Artikel No.	A	B	C	D	PU*
SG2-58-N-50-14	1-57-20-44-00-SG2	58	41,3	G1/4	-	1
SG2-83-N-50-38-I	1-57-20-46-00-SG2	83	50,3	G3/8	-	1
SG2-124-N-50-38-I	1-57-20-48-00-SG2	124	70,6	G3/8	-	1
SG2-166-N-50-12-I	1-57-20-50-00-SG2	166	85,3	G1/2	-	1

\*packing unit

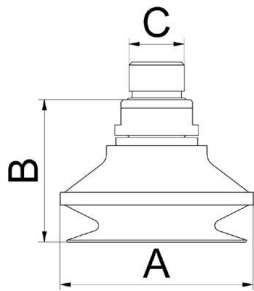
SG1-S-FDA / NEW / Vacuum Cup with 1 Bellow made of silicon to



Des.	Artikel No.	A	B	C	D	PU*
SG1-16-S-FDA-50-5	1-57-20-56-00-SG1	15,7	16	M5	-	1
SG1-22-S-FDA-50-18	1-57-20-58-00-SG1	22	13	G1/8	-	1
SG1-27-S-FDA-50-18	1-57-20-60-00-SG1	27	14	G1/8	-	1
SG1-32-S-FDA-50-18	1-57-20-62-00-SG1	32	15,4	G1/8	-	1
SG1-42-S-FDA-50-14	1-57-20-64-00-SG1	42	19	G1/4	-	1
SG1-53-S-FDA-50-14	1-57-20-68-00-SG1	53	23,5	G1/4	-	1
SG1-77-S-FDA-50-38-I	1-57-20-70-00-SG1	77	26	G3/8	-	1
SG1-112-S-FDA-50-38-I	1-57-20-72-00-SG1	112	36,2	G3/8	-	1
SG1-152-S-FDA-50-12-I	1-57-20-74-00-SG1	152	40,4	G1/2	-	1

\*packing unit

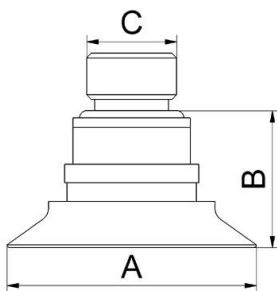
SG2-S-FDA / NEW / Vacuum Cup with 2 Bellows made of silicon to



Des.	Artikel No.	A	B	C	D	PU*
SG2-6-S-FDA-50-5	1-57-20-76-00-SG2	6,2	12,7	M5	-	1
SG2-10-S-FDA-50-5	1-57-20-78-00-SG2	9,6	15,4	M5	-	1
SG2-12-S-FDA-50-5	1-57-20-80-00-SG2	12	21,4	M5	-	1
SG2-18-S-FDA-50-5	1-57-20-82-00-SG2	17,5	24,8	M5	-	1
SG2-24-S-FDA-50-18	1-57-20-84-00-SG2	24	24	G1/8	-	1
SG2-36-S-FDA-50-14	1-57-20-86-00-SG2	36	32	G1/4	-	1
SG2-46-S-FDA-50-14	1-57-20-88-00-SG2	46	34	G1/4	-	1
SG2-58-S-FDA-50-14	1-57-20-90-00-SG2	58	41,3	G1/4	-	1
SG2-83-S-FDA-50-38- I	1-57-20-92-00-SG2	83	50,3	G3/8	-	1
SG2-124-S-FDA-50-38- -I	1-57-20-94-00-SG2	124	70,6	G3/8	-	1
SG2-166-S-FDA-50-12- -I	1-57-20-96-00-SG2	166	85,3	G1/2	-	1

\*packing unit

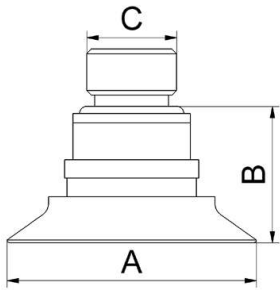
SG1-S-U / NEW / Vacuum Cup with 1 Bellow made of silicon uni



Des.	Artikel No.	A	B	C	D	PU*
SG1-5-S-50-U-5	1-57-18-66-00-SG1	5	10,1	M5	-	1
SG1-7-S-50-U-5	1-57-18-68-00-SG1	7	11	M5	-	1
SG1-9-S-50-U-5	1-57-18-70-00-SG1	9	11	M5	-	1
SG1-11-S-50-U-5	1-57-18-72-00-SG1	11	15,5	M5	-	1
SG1-17-S-50-U-5	1-57-18-74-00-SG1	16,5	16,5	M5	-	1
SG1-22-S-50-U-18	1-57-18-78-00-SG1	22	12,5	G1/8	-	1
SG1-32-S-50-U-18	1-57-18-80-00-SG1	32	14,5	G1/8	-	1
SG1-41-S-50-U-14	1-57-18-82-00-SG1	41	19	G1/4	-	1
SG1-51-S-50-U-14	1-57-18-84-00-SG1	51,4	23,5	G1/4	-	1

\*packing unit

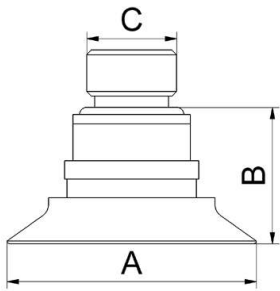
SG1-S-FDA-U / NEW / Vacuum Cup with 1 Bellow made of silicon to



Des.	Artikel No.	A	B	C	D	PU*
SG1-5-S-FDA-50-U-5	1-57-24-12-00-SG1	5	10,1	M5	-	1
SG1-7-S-FDA-50-U-5	1-57-24-14-00-SG1	7	11	M5	-	1
SG1-9-S-FDA-50-U-5	1-57-24-16-00-SG1	9	11	M5	-	1
SG1-11-S-FDA-50-U-5	1-57-24-18-00-SG1	11	15,5	M5	-	1
SG1-17-S-FDA-50-U-5	1-57-24-20-00-SG1	16,5	16,5	M5	-	1
SG1-22-S-FDA-50-U-18	1-57-24-22-00-SG1	22	12,5	G1/8	-	1
SG1-32-S-FDA-50-U-18	1-57-24-24-00-SG1	32	14,5	G1/8	-	1
SG1-41-S-FDA-50-U-14	1-57-24-26-00-SG1	41	19	G1/4	-	1
SG1-51-S-FDA-50-U-14	1-57-24-28-00-SG1	51,40	23,50	G1/4	-	1

\*packing unit

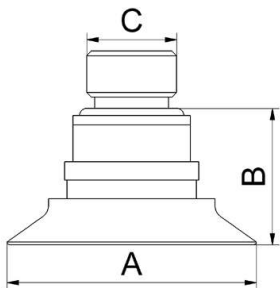
SG1-C-U / NEW / Vacuum Cup with 1 Bellow made of Chloropren



Des.	Artikel No.	A	B	C	D	PU*
SG1-7-C-50-U-5	1-57-22-12-00-SG1	7	11	M5	-	1
SG1-9-C-50-U-5	1-57-22-14-00-SG1	9	11	M5	-	1
SG1-11-C-50-U-5	1-57-22-16-00-SG1	11	15,5	M5	-	1
SG1-17-C-50-U-5	1-57-22-18-00-SG1	16,5	16,5	M5	-	1
SG1-22-C-50-U-18	1-57-22-20-00-SG1	22	12,5	G1/8	-	1

\*packing unit

SG1-N-U / NEW/ Vacuum Cup with 1 Bellow made of Nitril-PVC

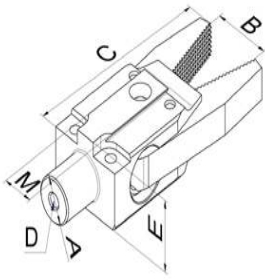


Des.	Artikel No.	A	B	C	D	PU*
SG1-32-N-50-U-18	1-57-22-22-00-SG1	32	14,5	G1/8	-	1
SG1-41-N-50-U-14	1-57-22-24-00-SG1	41	19	G1/4	-	1
SG1-51-N-50-U-14	1-57-22-26-00-SG1	51,4	23,5	G1/4	-	1

\*packing unit

## 60 Gripper

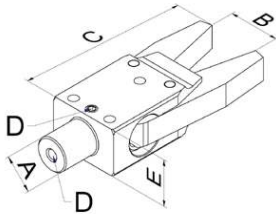
### GZA-PA / Gripper with Prism



Des.	Artikel No.	A	B	C	D	PU*	
GZA-10-8-P13	1-60-08-11-00-GZA	10	8	41	M5	1	
GZA-10-12-P13	1-60-10-11-00-GZA	10	19	68	M5	1	
GZA-14-16-P13	1-60-12-11-00-GZA	14	21	75	M5	1	
GZA-20-20-P22	1-60-14-11-00-GZA	20	25	85	M5	1	
GZA-20-16-P13	1-60-15-11-00-GZA	20	21	75	M5	1	

\*packing unit

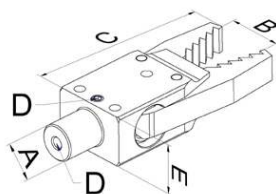
### GZA-G / Gripper with smooth Jaws



Des.	Artikel No.	A	B	C	D	PU*	
GZA-10-8-G	1-60-08-18-00-GZA	10	8	41	M5	1	
GZA-10-12-G	1-60-10-18-00-GZA	10	19	68	M5	1	
GZA-14-16-G	1-60-12-18-00-GZA	14	21	75	M5	1	
GZA-20-20-G	1-60-14-18-00-GZA	20	25	85	M5	1	

\*packing unit

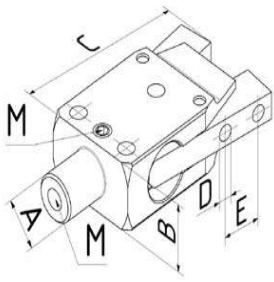
### GZA-S / Gripper with saw tooth Jaws



Des.	Artikel No.	A	B	C	D	PU*	
GZA-10-8-S	1-60-08-16-00-GZA	10	8	41	M5	1	
GZA-10-12-S	1-60-10-16-00-GZA	10	19	68	M5	1	
GZA-14-16-S	1-60-12-16-00-GZA	14	21	75	M5	1	
GZA-20-20-S	1-60-14-16-00-GZA	20	25	85	M5	1	

\*packing unit

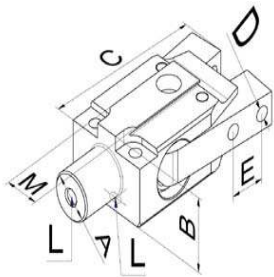
### GZA-A / Gripper for Custom made Jaws



Des.	Artikel No.	A	B	C	D	PU*
GZA-14-16-A	1-60-12-12-00-GZA	14	20	57,5	M5	1
GZA-20-20-A	1-60-14-12-00-GZA	20	25	62,5	M5	1

\*packing unit

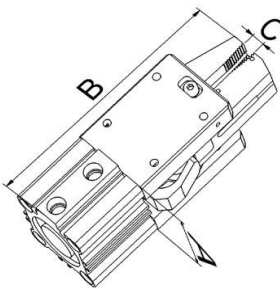
### GZA-PA-A / Gripper for Custom made Jaws with Prism



Des.	Artikel No.	A	B	C	D	PU*
GZA-10-12-P13-A	1-60-10-13-00-GZA	10	17,5	46,5	M4	1
GZA-14-16-P13-A	1-60-12-13-00-GZA	14	20	57,5	M5	1
GZA-20-16-P13-A	1-60-15-13-00-GZA	20	22,5	57,5	M5	1

\*packing unit

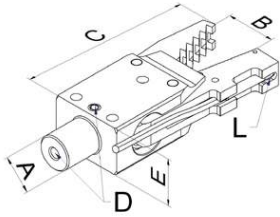
### GZA-C / Gripper with sensor



Des.	Artikel No.	A	B	C	D	PU*
GZA-10-8-C-S	1-60-08-14-00-GZA	10	6	41	M5	1
GZA-10-12-C-S-P13	1-60-10-14-00-GZA	10	17	68,5	M5	1
GZA-10-12-C-K-P13	1-60-10-15-00-GZA	10	17	68,5	M5	1
GZA-14-16-C-S	1-60-12-14-00-GZA	14	18	75	M5	1
GZA-14-16-C-K	1-60-12-15-00-GZA	14	18	75	M5	1
GZA-20-20-C-S	1-60-14-14-00-GZA	20	21	85	M5	1
GZA-20-20-C-K	1-60-14-15-00-GZA	20	21	85	M5	1
GZA-20-16-C-S	1-60-15-14-00-GZA	20	18	75	M5	1

\*packing unit

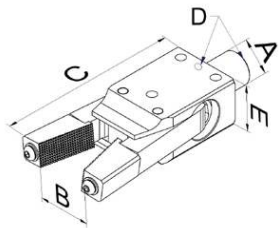
GZA-S-C-S / Gripper with saw tooth and sensor



Des.	Artikel No.	A	B	C	D	PU*
GZA-10-12-S-C-S	1-60-10-17-00-GZA	10	18	68,5	M5	1
GZA-14-16-S-C-S	1-60-12-17-00-GZA	14	20	75	M5	1
GZA-20-20-S-C-S	1-60-14-17-00-GZA	20	22	85	M5	1
GZA-20-16-S-C-S	1-60-15-17-00-GZA	20	20	75	M5	1

\*packing unit

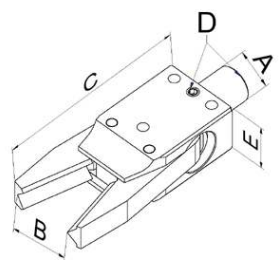
GZA-DB / Gripper with swivel Jaws



Des.	Artikel No.	A	B	C	D	PU*
GZA-10-12-DB	1-60-10-20-00-GZA	10	19	68,5	M5	1
GZA-14-16-DB	1-60-12-20-00-GZA	14	21	75	M5	1
GZA-20-20-DB	1-60-14-20-00-GZA	20	25	85	M5	1

\*packing unit

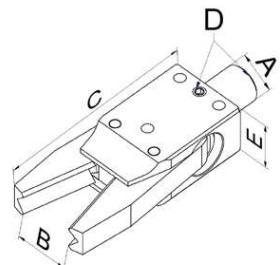
GZA-PK / Gripper with prism - slot



Des.	Artikel No.	A	B	C	D	PU*
GZA-10-12-PK	1-60-10-22-00-GZA	10	18	68,5	M5	1
GZA-14-16-PK	1-60-12-22-00-GZA	14	20	75	M5	1
GZA-20-20-PK	1-60-14-22-00-GZA	20	22	85	M5	1

\*packing unit

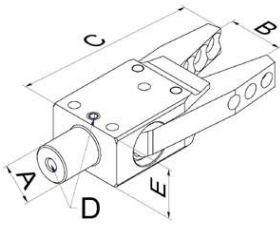
GZA-KK / Gripper with slot - slot



Des.	Artikel No.	A	B	C	D	PU*
GZA-10-12-KK	1-60-10-24-00-GZA	10	18	68,5	M5	1
GZA-14-16-KK	1-60-12-24-00-GZA	14	20	75	M5	1
GZA-20-20-KK	1-60-14-24-00-GZA	20	22	85	M5	1

\*packing unit

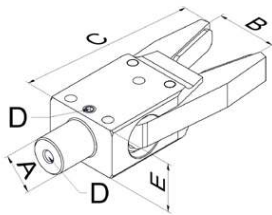
GZA-L / Gripper with holes in jaws



Des.	Artikel No.	A	B	C	D	PU*
GZA-10-12-L	1-60-10-30-00-GZA	10	18	68,5	M5	1
GZA-14-16-L	1-60-12-30-00-GZA	10	18	75	M5	1
GZA-20-20-L	1-60-14-30-00-GZA	20	22	85	M5	1

\*packing unit

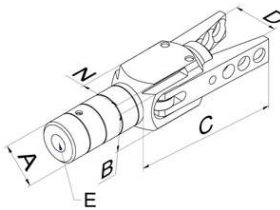
GZA-P / Gripper with Polyurethaninserts



Des.	Artikel No.	A	B	C	D	PU*
GZA-10-12-P	1-60-10-32-00-GZA	10	18	68,5	M5	1
GZA-14-16-P	1-60-12-32-00-GZA	14	18	75	M5	1
GZA-20-20-P	1-60-14-32-00-GZA	20	22	85	M5	1

\*packing unit

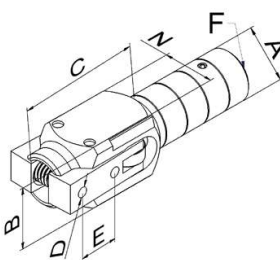
GZA-S-20-16-L / Special Gripper with holes in jaws



Des.	Artikel No.	A	B	C	D	PU*
GZA-S-20-16-L-24	1-60-20-10-00-GZA	20	25	73	M5	1

\*packing unit

GZA-S-20-16-A / Special Gripper with adapter blank jaws

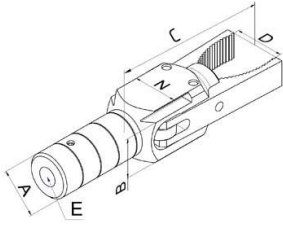


Des.	Artikel No.	A	B	C	D	PU*
GZA-S-20-16-A-28	1-60-20-20-00-GZA	20	25	47	M5	1

\*packing unit



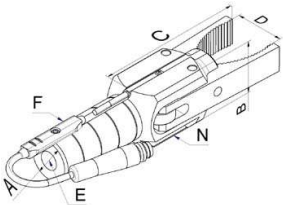
GZA-S-20-16-R / NEW / Special Gripper with rounded jaws



Des.	Artikel No.	A	B	C	D	PU*
GZA-S-20-16-R-24	1-60-20-40-00-GZA	20	25	73	23	1

\*packing unit

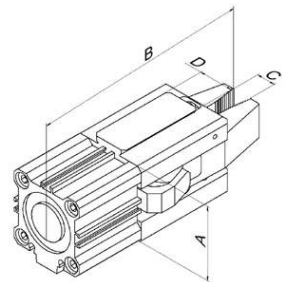
GZA-S-20-16-R-CS / NEW / Special Gripper with rounded jaws and sensor



Des.	Artikel No.	A	B	C	D	PU*
GZA-S-20-16-R-CS-TE-23	1-60-20-44-00-GZA	20	25	73	23	1

\*packing unit

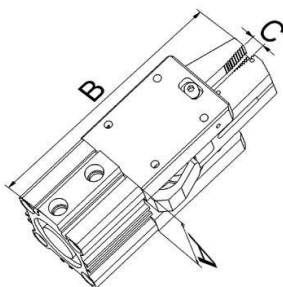
GZA-32 / Gripper with Jaws



Des.	Artikel No.	A	B	C	D	PU*
GZA-32-KB-12	1-60-16-00-00-GZA	45	135	12	P22	1
GZA-32-LB-20	1-60-16-03-00-GZA	45	165	20	P22	1

\*packing unit

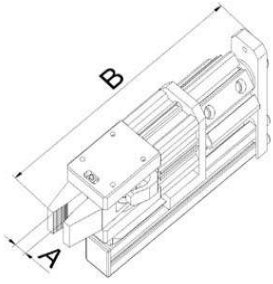
GZA-32-C / Gripper with Sensor



Des.	Artikel No.	A	B	C	D	PU*
GZA-32-CS-KB-12	1-60-16-04-00-GZA	45	135	12	-	1
GZA-32-CS-LB-20	1-60-16-05-00-GZA	45	165	20	-	1
GZA-32-CK-KB-12	1-60-16-06-00-GZA	45	135	12	-	1
GZA-32-CK-LB-20	1-60-16-07-00-GZA	45	165	20	-	1

\*packing unit

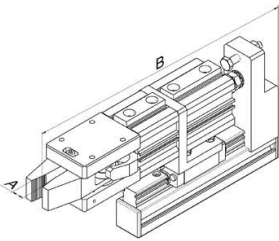
### GZA-32-H / Gripper on Stroke



Des.	Artikel No.	A	B	C	D	PU*	
GZA-32-20-H	1-60-16-10-00-GZA	12	220	-	-	1	
GZA-32-30-H	1-60-16-12-00-GZA	12	230	-	-	1	
GZA-32-40-H	1-60-16-14-00-GZA	12	240	-	-	1	

\*packing unit

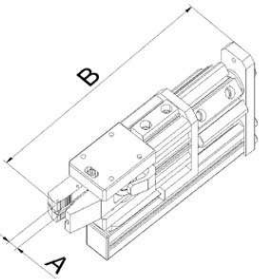
### GZA-32-H-L / Gripper on Stroke with linear guide



Des.	Artikel No.	A	B	C	D	PU*	
GZA-32-20-H-L	1-60-18-50-00-GZA	12	253	-	-	1	

\*packing unit

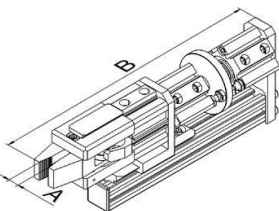
### GZA-32-H-C / Gripper with Sensor on Stroke



Des.	Artikel No.	A	B	C	D	PU*	
GZA-32-20-H-C	1-60-16-30-00-GZA	12	220	-	-	1	
GZA-32-30-H-C	1-60-16-32-00-GZA	12	230	-	-	1	
GZA-32-40-H-C	1-60-16-34-00-GZA	12	240	-	-	1	

\*packing unit

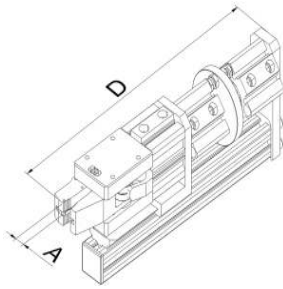
### GZA-32-D-H / Gripper with Double Stroke



Des.	Artikel No.	A	B	C	D	PU*	
GZA-32-10-10-D-H	1-60-16-50-00-GZA	12	254	-	-	1	

\*packing unit

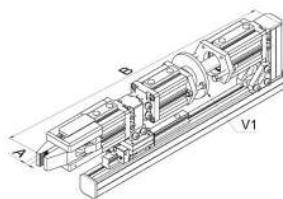
GZA-32-D-H-C / Gripper with Sensor Double Stroke



Des.	Artikel No.	A	B	C	D	PU*
GZA-32-10-10-D-H-C-S	1-60-16-70-00-GZA	12	254	-	-	1
GZA-32-20-10-D-H-C-S	1-60-16-72-00-GZA	12	264	-	-	1
GZA-32-30-10-D-H-C-S	1-60-16-74-00-GZA	12	274	-	-	1

\*packing unit

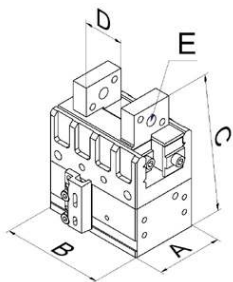
GZA-32-D-H-L / NEW / Gripper with Sensor Double Stroke and linear



Des.	Artikel No.	A	B	C	D	PU*
GZA-32-20-30-D-H-L	1-60-17-50-00-GZA	12	440	-	-	1

\*packing unit

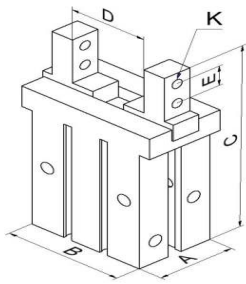
PAG / Parallel Gripper



Des.	Artikel No.	A	B	C	D	PU*
PAG-20	1-60-80-02-00-PAG	16	20	32	13	1
PAG-25	1-60-80-04-00-PAG	18	26	34	17	1
PAG-32	1-60-80-06-00-PAG	22	32	43	22	1
PAG-40	1-60-80-08-00-PAG	26	40	51	28	1
PAG-50	1-60-80-10-00-PAG	30	50	60	35	1
PAG-64	1-60-80-12-00-PAG	35	64	70	44	1

\*packing unit

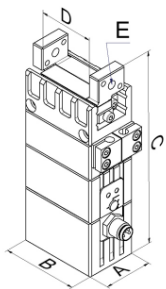
PAG-E / Parallel Gripper easy



Des.	Artikel No.	A	B	C	D	PU*	
PAG-6-E	1-60-80-20-00-PAG	10	20	53	12	1	
PAG-10-E	1-60-80-22-00-PAG	16	23	57	16	1	
PAG-16-E	1-60-80-24-00-PAG	24	30	67	21	1	
PAG-20-E	1-60-80-26-00-PAG	28	42	84	27	1	
PAG-25-E	1-60-80-28-00-PAG	34	52	103	35	1	

\*packing unit

ELG / Electrical Parallel Gripper

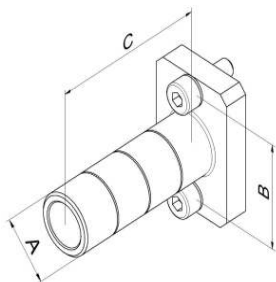


Des.	Artikel No.	A	B	C	D	PU*	
ELG-40	1-60-80-62-00-ELG	26	40	51	28	1	

\*packing unit

## 63 Gripper acc.

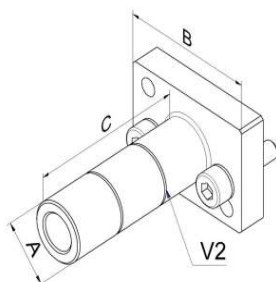
### APG / Adapter for Parallel Gripper



Des.	Artikel No.	A	B	C	D	PU*
APG-20-10-30	1-60-81-02-00-APG	10	PAG-20	30	-	1
APG-25-14-40	1-60-81-04-00-APG	14	PAG-25	40	-	1
APG-32-14-40	1-60-81-06-00-APG	14	PAG-32	40	-	1
APG-40-20-50	1-60-81-08-00-APG	20	PAG-40	50	-	1
APG-50-20-50	1-60-81-10-00-APG	20	PAG-50	50	-	1
APG-64-20-50	1-60-81-12-00-APG	20	PAG-65	50	-	1

\*packing unit

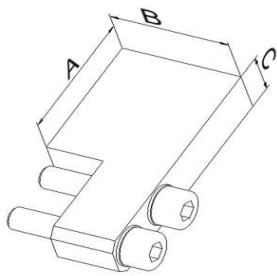
### APG-E / Adapter for Parallel Gripper easy



Des.	Artikel No.	A	B	C	D	PU*
APG-6-E-10-30	1-60-81-20-00-APG	10	PAG-6-E	30	-	1
APG-10-E-10-30	1-60-81-22-00-APG	10	PAG-10-E	30	-	1
APG-16-E-14-40	1-60-81-24-00-APG	14	PAG-16-E	40	-	1
APG-20-E-20-50	1-60-81-26-00-APG	20	PAG-20-E	50	-	1
APG-25-E-20-50	1-60-81-28-00-APG	20	PAG-25-E	50	-	1

\*packing unit

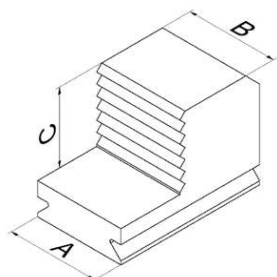
ABG / Adapterjaws for gripper GZA-A



Des.	Artikel No.	A	B	C	D	PU*
ABG-10-12	1-60-10-50-00-ABG	22	20	6	-	2
ABG-14-16	1-60-12-50-00-ABG	29	25	10	-	2
ABG-20-20	1-60-14-50-00-ABG	29	25	12	-	2
ABG-20-16-S	1-60-20-50-00-ABG	22	20	12	-	2

\*packing unit

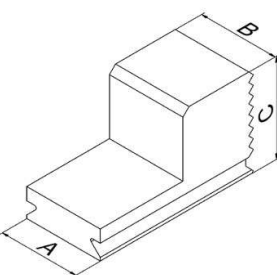
ABG-P-A / NEW / Adapterjaws outside for gripper GZA-A



Des.	Artikel No.	A	B	C	D	PU*
ABG-P13-A	1-63-20-20-00-ABG	P13	14,5	10	-	2

\*packing unit

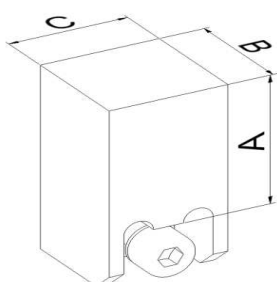
ABG-P-I / NEW / Adapterjaws inside for gripper GZA-A



Des.	Artikel No.	A	B	C	D	PU*
ABG-P13-I	1-63-20-30-00-ABG	P13	14,5	-	-	2

\*packing unit

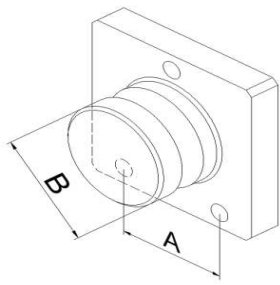
ABP / Adapterjaws for parallel gripper PAG



Des.	Artikel No.	A	B	C	D	PU*
ABP-20	1-60-81-40-00-ABP	12,5	12	12	-	2
ABP-25	1-60-81-42-00-ABP	17,5	12	12	-	2
ABP-32	1-60-81-44-00-ABP	22,5	16	16	-	2
ABP-40	1-60-81-46-00-ABP	28,5	20	20	-	2
ABP-50	1-60-81-48-00-ABP	36,5	25	25	-	2
ABP-64	1-60-81-50-00-ABP	48,5	30	25	-	2

\*packing unit

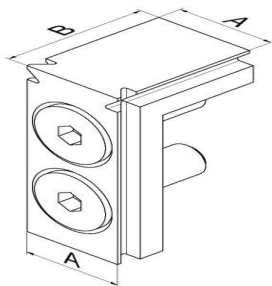
AGG / Adapter - Gripperarm - Gripper



Des.	Artikel No.	A	B	C	D	PU*
AGG-14-10-12	1-63-00-10-00-AGG	für GGV-14 und GGB-14	GZA- 10- 12	-	-	1
AGG-20-14-16	1-63-00-20-00-AGG	für GGV-20 und GGB-20	GZA- 10- 12	-	-	1
AGG-20-20-20	1-63-00-30-00-AGG	für GGV-20 und GGB-20	GZA- 20- 20	-	-	1

\*packing unit

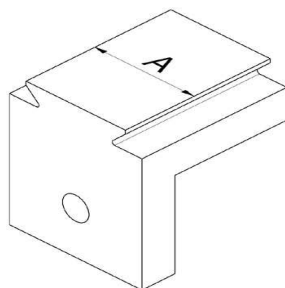
HSG-P / NEW / Holder with Prism for GZA-A



Des.	Artikel No.	A	B	C	D	PU*
HSG-P13-10-12	1-63-20-10-00-HSG	P13	14,5	-	-	2
HSG-P13-14-16	1-63-20-12-00-HSG	P13	17,5	-	-	2
HSG-P13-S-20-16	1-63-20-14-00-HSG	P13	20	-	-	2

\*packing unit

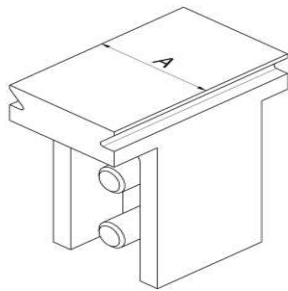
HSP-P / NEW / Holding piece with prism for parallel gripper



Des.	Artikel No.	A	B	C	D	PU*
HSP-P13-20	1-63-22-10-00-HSP	P13	-	-	-	2
HSP-P13-25	1-63-22-12-00-HSP	P13	-	-	-	2
HSP-P13-32	1-63-22-14-00-HSP	P13	-	-	-	2
HSP-P13-40	1-63-22-16-00-HSP	P13	-	-	-	2
HSP-P13-50	1-63-22-18-00-HSP	P13	-	-	-	2
HSP-P13-64	1-63-22-20-00-HSP	P13	-	-	-	2

\*packing unit

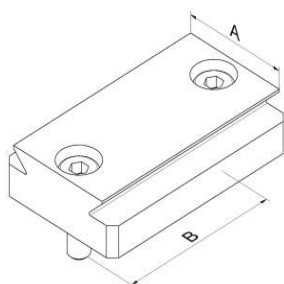
HSP-E-P / NEW / Holding piece with prism f. parallel gripper



Des.	Artikel No.	A	B	C	D	PU*
HSP-6-E-P13	1-63-22-40-00-HSP	P13	-	-	-	2
HSP-10-E-P13	1-63-22-42-00-HSP	P13	-	-	-	2
HSP-16-E-P13	1-63-22-44-00-HSP	P13	-	-	-	2
HSP-20-E-P13	1-63-22-46-00-HSP	P13	-	-	-	2
HSP-25-E-P13	1-63-22-48-00-HSP	P13	-	-	-	2

\*packing unit

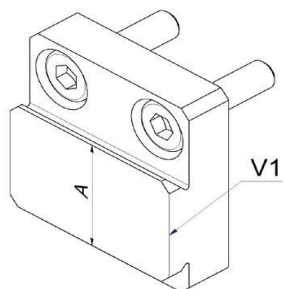
APG-P / NEW / Adapter for PAG prism



Des.	Artikel No.	A	B	C	D	PU*
APG-20-P13	1-63-30-10-00-APG	P13	15	-	-	1
APG-25-P13	1-63-30-12-00-APG	P13	20	-	-	1
APG-32-P22	1-63-30-14-00-APG	P22	25	-	-	1
APG-40-P22	1-63-30-16-00-APG	P22	32	-	-	1
APG-50-P22	1-63-30-18-00-APG	P22	40	-	-	1
APG-64-P22	1-63-30-20-00-APG	P22	52	-	-	1

\*packing unit

APG-E-P / Adapter for PAG-E prism

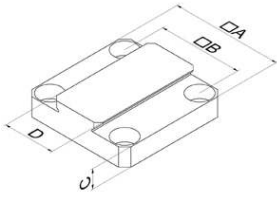


Des.	Artikel No.	A	B	C	D	PU*
APG-6-E-P13	1-63-30-40-00-APG	P13	-	-	-	1
APG-10-E-P13	1-63-30-42-00-APG	P13	-	-	-	1
APG-16-E-P13	1-63-30-44-00-APG	P13	-	-	-	1
APG-20-E-P22	1-63-30-46-00-APG	P22	-	-	-	1
APG-25-E-P22	1-63-30-48-00-APG	P22	-	-	-	1

\*packing unit



AGZ-P / Adapter gripper prism

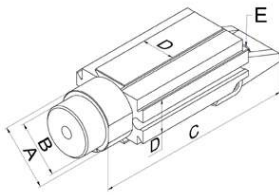


Des.	Artikel No.	A	B	C	D	PU*	
AGZ-32-P22	1-63-32-10-00-AGZ	45	32	8	P22	1	

\*packing unit

## 65 Gripper fingers

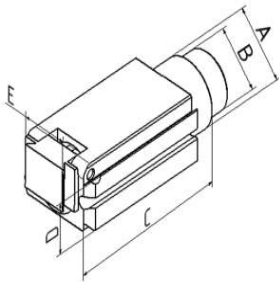
### GFI-95 / Gripper Finger 95°



Des.	Artikel No.	A	B	C	D	PU*
GFI-20-95	1-65-02-02-00-GFI	20	M17 x1	70	P13	1
GFI-30-95	1-65-04-02-00-GFI	30	M27 x1	95	P22	1

\*packing unit

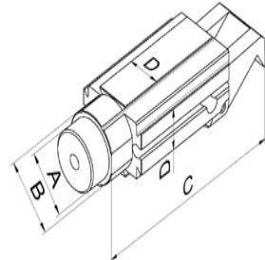
### GFI-95-P / Gripper Finger 95° Prisma



Des.	Artikel No.	A	B	C	D	PU*
GFI-20-95-P	1-65-02-08-00-GFI	20	M17 x1	58	P13	1
GFI-30-95-P	1-65-04-08-00-GFI	30	M27 x1	78	P22	1

\*packing unit

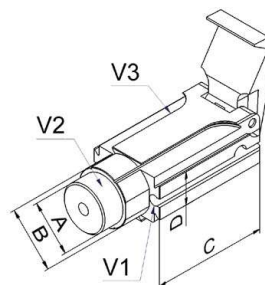
### GFI-35 / Gripper Finger 35°



Des.	Artikel No.	A	B	C	D	PU*
GFI-20-35	1-65-02-04-00-GFI	20	M17 x1	73	P13	1
GFI-30-35	1-65-04-04-00-GFI	30	M27 x1	102	P22	1

\*packing unit

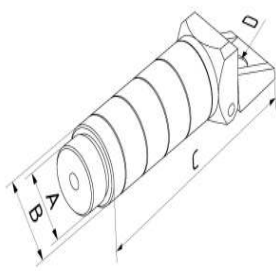
### GFI-35-W / Gripper Finger 35° Angle



Des.	Artikel No.	A	B	C	D	PU*
GFI-20-35-W	1-65-02-06-00-GFI	20	M17 x1	54	16	1
GFI-30-35-W	1-65-04-06-00-GFI	30	M27 x1	72	20	1

\*packing unit

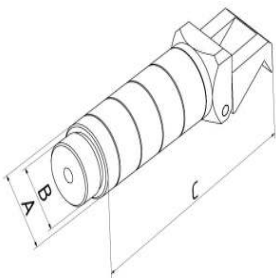
GFI-95-E / Gripper Finger 95° Easy



Des.	Artikel No.	A	B	C	D	PU*
GFI-14-95-E	1-65-00-10-00-GFI	14	M12 x1	55	-	1
GFI-20-95-E	1-65-02-10-00-GFI	20	M17 x1	83	-	1
GFI-30-95-E	1-65-04-10-00-GFI	30	M27 x1	98	-	1

\*packing unit

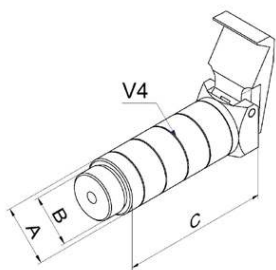
GFI-35-E / Gripper Finger 35° Easy



Des.	Artikel No.	A	B	C	D	PU*
GFI-14-35-E	1-65-00-12-00-GFI	14	M12 x1	56	-	1
GFI-20-35-E	1-65-02-12-00-GFI	20	M17 x1	74	-	1
GFI-30-35-E	1-65-04-12-00-GFI	30	M27 x1	104	-	1

\*packing unit

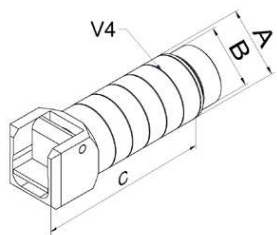
GFI-35-WE / Gripper Finger 35° Angle Easy



Des.	Artikel No.	A	B	C	D	PU*
GFI-20-35-WE	1-65-02-14-00-GFI	20	M17 x1	55	-	1
GFI-30-35-WE	1-65-04-14-00-GFI	30	M27 x1	74	-	1

\*packing unit

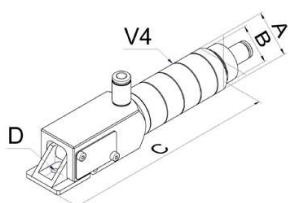
GFI-90-E / Gripper Finger 90° Easy



Des.	Artikel No.	A	B	C	D	PU*	
GFI-14-90-E	1-65-00-16-00-GFI	14	M12 x1	51,5	-	1	
GFI-20-90-E	1-65-02-16-00-GFI	20	M17 x1	63	-	1	
GFI-30-90-E	1-65-04-16-00-GFI	30	M27 x1	87	-	1	

\*packing unit

GFI-DW-E / NEW / Gripper Finger Double Acting

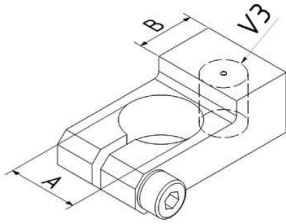


Des.	Artikel No.	A	B	C	D	PU*	
GFI-DW-20-90-E	1-65-08-16-00-GFI	20	M17 x1	100	-	1	
GFI-DW-30-90-E	1-65-10-16-00-GFI	30	M27 x1	134	-	1	

\*packing unit

## 68 Gripper finger accessories

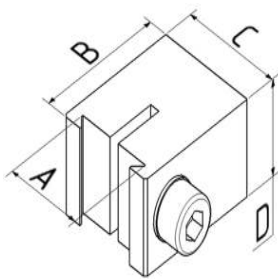
### GAS-90 / Gripper Finger Stop



Des.	Artikel No.	A	B	C	D	PU*	
GAS-14-90	1-68-00-02-00-GAS	14	11,5	-	-	1	
GAS-20-90	1-68-02-02-00-GAS	20	16	-	-	1	
GAS-30-90	1-68-04-02-00-GAS	30	20	-	-	1	

\*packing unit

### AGP / Adapter Gripper Finger Prism

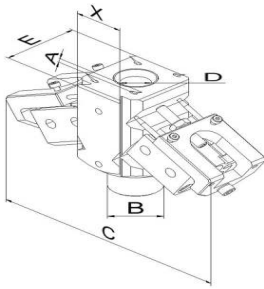


Des.	Artikel No.	A	B	C	D	PU*	
AGP-20-16-25	1-68-02-10-00-AGP	16	25	20	15	1	
AGP-30-20-40	1-68-04-10-00-AGP	20	40	28	20	1	

\*packing unit

## 69 Special gripper

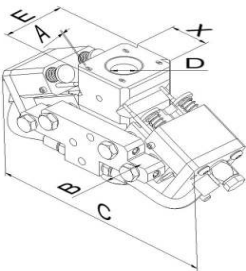
### NAG / Needle Gripper



Des.	Artikel No.	A	B	C	D	PU*	
NAG	1-69-00-10-00-NAG	0-4	20	102	11,5	1	

\*packing unit

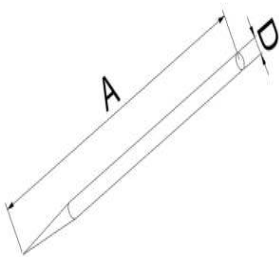
### NAG-D / Needle Gripper Double Stroke



Des.	Artikel No.	A	B	C	D	PU*	
NAG-D-H	1-69-00-12-00-NAG	0-4	20	102	11,5	1	

\*packing unit

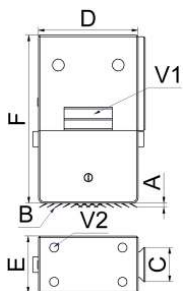
### NAD / Needle



Des.	Artikel No.	A	B	C	D	PU*	
Nadel Ø2 NAG	1-69-00-10-19-NAD	55	-	-	2	10	

\*packing unit

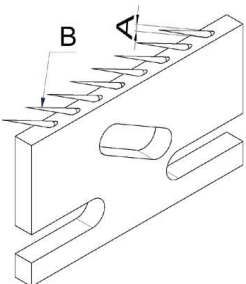
### NAG-S / NEW / Needle Gripper Small Version



Des.	Artikel No.	A	B	C	D	PU*	
NAG-S	1-69-00-14-00-NAG	0-2,5	32	P13	35	1	

\*packing unit

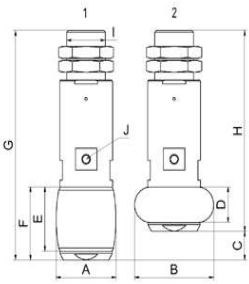
### NAD-S / Needle Beam



Des.	Artikel No.	A	B	C	D	PU*	
NAD-S-0,6	1-69-00-15-00-NAD	0,6	8	-	-	4	

\*packing unit

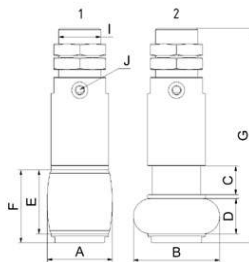
## IBG-Z / Inside Bellow Gripper pulling



Des.	Artikel No.	A	B	C	D	PU*
IBG-8-11-Z	1-69-00-20-10-IBG	8	11	3,5	3	1
IBG-10.5-14-Z	1-69-00-20-11-IBG	10,5	14	4	4	1
IBG-13-17-Z	1-69-00-20-12-IBG	13	17	5,5	5	1
IBG-15-19.5-Z	1-69-00-20-14-IBG	15	19,5	7	6	1
IBG-19.5-25-Z	1-69-00-20-16-IBG	19,5	25	7,5	9	1
IBG-24-31.5-Z	1-69-00-20-18-IBG	24	31,5	12	11	1
IBG-28-37-Z	1-69-00-20-22-IBG	28	37	12	14	1
IBG-34-45-Z	1-69-00-20-24-IBG	34	45	14,5	18	1
IBG-42-54-Z	1-69-00-20-26-IBG	42	54	15,5	24	1
IBG-54-68-Z	1-69-00-20-28-IBG	54	68	18	30	1
IBG-66-85-Z	1-69-00-20-29-IBG	66	85	25	36	1

\*packing unit

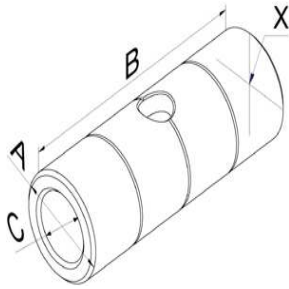
## IBG-D / Inside Bellow Gripper pushing



Des.	Artikel No.	A	B	C	D	PU*
IBG-8-11-D	1-69-00-20-30-IBG	8	11	3,5	3	1
IBG-10.5-14-D	1-69-00-20-31-IBG	10,5	14	4	4	1
IBG-13-17-D	1-69-00-20-32-IBG	13	17	5,5	5	1
IBG-15-19.5-D	1-69-00-20-34-IBG	15	19,5	7	6	1
IBG-19.5-25-D	1-69-00-20-36-IBG	19,5	25	7,5	9	1
IBG-24-31.5-D	1-69-00-20-38-IBG	24	31,5	12	11	1
IBG-28-37-D	1-69-00-20-42-IBG	28	37	12	14	1
IBG-34-45-D	1-69-00-20-44-IBG	34	45	14,5	18	1
IBG-42-54-D	1-69-00-20-46-IBG	42	54	15,5	24	1
IBG-54-68-D	1-69-00-20-48-IBG	54	68	18	30	1
IBG-66-85-D	1-69-00-20-50-IBG	66	85	25	36	1

\*packing unit

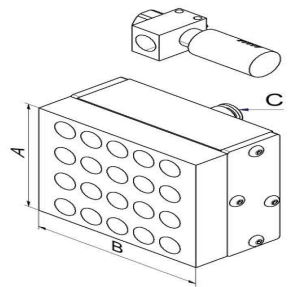
VIG / extension Inside Bellow Gripper



Des.	Artikel No.	A	B	C	D	PU*
VIG-14-40-10	1-69-00-22-10-VIG	14	40	M10 x1	-	1
VIG-14-40-12	1-69-00-22-14-VIG	14	40	M12 x1	-	1
VIG-20-50-14	1-69-00-22-18-VIG	20	50	M14 x1	-	1
VIG-20-50-16	1-69-00-22-22-VIG	20	50	M16 x1	-	1
VIG-30-60-22	1-69-00-22-26-VIG	20	60	M22 x1.5	-	1
VIG-30-60-26	1-69-00-22-30-VIG	30	60	M26 x1.5	-	1

\*packing unit

FLG / NEW / surface gripper



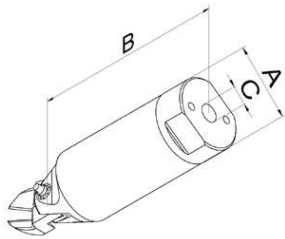
Des.	Artikel No.	A	B	C	D	PU*
FLG-80-90-8	1-69-10-10-00-FLG	80	90	8	-	1

\*packing unit



## 70 Sprue cutters

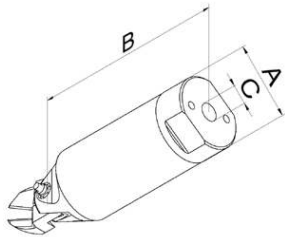
ANS-VA / NEW / Sprue Cutter stainless steel



Des.	Artikel No.	A	B	C	D	PU*	
ANS-20-VA	1-70-11-10-00-ANS	45	130	G1/8	-	1	

\*packing unit

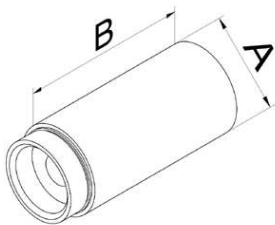
ANS / Sprue Cutter



Des.	Artikel No.	A	B	C	D	PU*	
ANS-03	1-70-10-02-00-ANS	23	110	G1/8	-	1	
ANS-05	1-70-10-04-00-ANS	30	95	G1/8	-	1	
ANS-07	1-70-10-06-00-ANS	34	114	G1/8	-	1	
ANS-10	1-70-10-08-00-ANS	36	144	G1/8	-	1	
ANS-20	1-70-10-10-00-ANS	45	130	G1/8	-	1	
ANS-30	1-70-12-10-00-ANS	56	165	G1/8	-	1	
ANS-50	1-70-14-10-00-ANS	75	170	G1/4	-	1	

\*packing unit

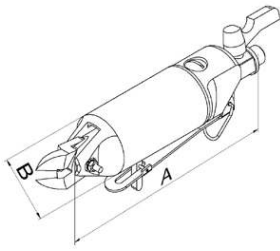
ANS-V / Sprue Cutter Booster



Des.	Artikel No.	A	B	C	D	PU*	
ANS-20-V	1-70-10-20-00-ANS	45	87	-	-	1	
ANS-30-V	1-70-10-22-00-ANS	56	92	-	-	1	
ANS-50-V	1-70-10-24-00-ANS	75	133	-	-	1	

\*packing unit

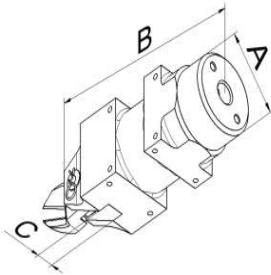
## ANS-H / Sprue Cutter Manual



Des.	Artikel No.	A	B	C	D	PU*
ANS-20-H	1-70-10-90-00-ANS	192	45	-	-	1
ANS-30-H	1-70-12-90-00-ANS	230	56	-	-	1
ANS-50-H	1-70-14-90-00-ANS	230	75	-	-	1

\*packing unit

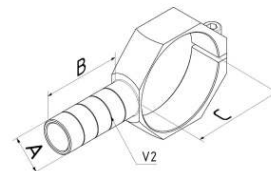
## ANS-Q / Sprue Cutter Square



Des.	Artikel No.	A	B	C	D	PU*
ANS-Q-3	1-70-51-10-00-ANS	23	110	7	-	1
ANS-Q-5	1-70-51-12-00-ANS	30	94	7	-	1
ANS-Q-7	1-70-51-14-00-ANS	36	114	9	-	1
ANS-Q-10	1-70-51-16-00-ANS	36	114	12	-	1
ANS-Q-20	1-70-51-18-00-ANS	45	129	12	-	1
ANS-Q-30	1-70-51-20-00-ANS	56	171	17	-	1

\*packing unit

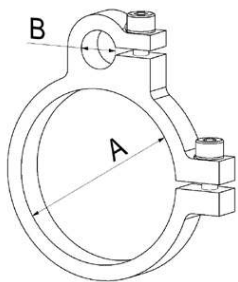
## AAS / Adapter for Sprue Cutter ANS



Des.	Artikel No.	A	B	C	D	PU*
AAS-03	1-70-02-50-00-AAS	14	50	23	-	1
AAS-05	1-70-04-50-00-AAS	14	50	30	-	1
AAS-07	1-70-06-50-00-AAS	14	50	34	-	1
AAS-10	1-70-08-50-00-AAS	20	50	36	-	1
AAS-20	1-70-10-50-00-AAS	20	50	45	-	1
AAS-30	1-70-12-50-00-AAS	20	50	56	-	1
AAS-50	1-70-14-50-00-AAS	20	50	75	-	1

\*packing unit

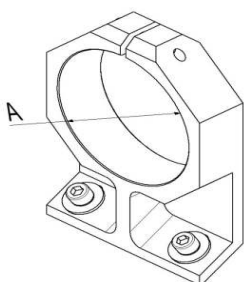
### KSA / Clamp for Sprue Cutter ANS



Des.	Artikel No.	A	B	C	D	PU*
KSA-36-10	1-71-00-02-00-KSA	36	10	-	-	1
KSA-45-10	1-71-00-04-00-KSA	45	10	-	-	1
KSA-56-10	1-71-00-06-00-KSA	56	10	-	-	1
KSA-75-10	1-71-00-08-00-KSA	75	10	-	-	1

\*packing unit

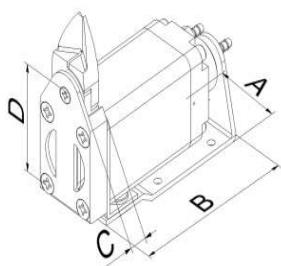
### ASH / Sprue cutting holder



Des.	Artikel No.	A	B	C	D	PU*
ASH-20	1-71-10-04-00-ASH	45	-	-	-	1
ASH-30	1-71-10-06-00-ASH	56	-	-	-	1
ASH-50	1-71-10-08-00-ASH	75	-	-	-	1

\*packing unit

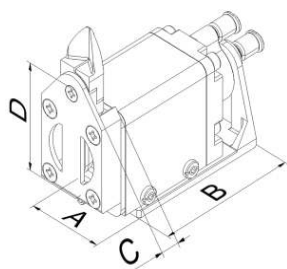
### ANS-WH-E / Sprue Cutter Angle Stroke Easy



Des.	Artikel No.	A	B	C	D	PU*
ANS-WH-10-E	1-70-50-10-00-ANS	28	83	7	51	1
ANS-WH-25-E	1-70-50-16-00-ANS	42	108	10	68	1

\*packing unit

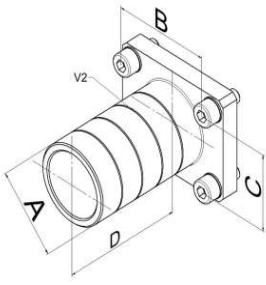
### ANS-WH-P / Sprue Cutter Angle Stroke Precision



Des.	Artikel No.	A	B	C	D	PU*
ANS-WH-10-P	1-70-52-10-00-ANS	30	83	7	55	1
ANS-WH-25-P	1-70-52-16-00-ANS	44	104	10	72	1

\*packing unit

AAS-WH / Adapter Sprue Cutter for ANS-WH

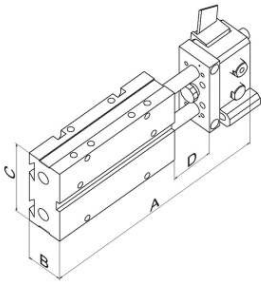


Des.	Artikel No.	A	B	C	D	PU*	
AAS-WH-10-20-50	1-70-50-50-00-AAS	20	30	20	50	1	
AAS-WH-25-30-80	1-70-50-56-00-AAS	20	30	20	80	1	

\*packing unit

## 72 Sprue cutters accessories

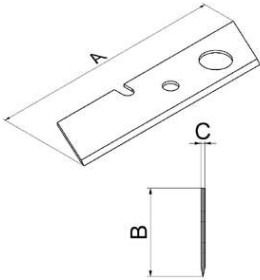
### ASM / Sprue cutting unit Knife



Des.	Artikel No.	A	B	C	D	PU*	
ASM-16-30	1-72-00-10-00-ASM	152	25	64	30	1	

\*packing unit

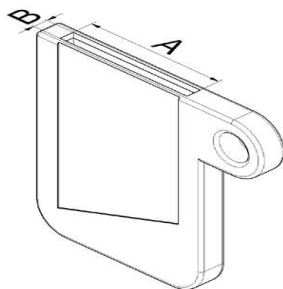
### ASM-MK / Knife - Sprue cutting unit



Des.	Artikel No.	A	B	C	D	PU*	
ASM-16-30-MK-75	1-72-00-10-20-ASM	75	18,8	0,8	-	1	
ASM-16-30-MK-110	1-72-00-10-22-ASM	110	18,8	0,8	-	1	
ASM-16-30-MK-175	1-72-00-10-24-ASM	175	18,8	0,8	-	1	

\*packing unit

### SIM / Safety cover for knife



Des.	Artikel No.	A	B	C	D	PU*	
SIM-ASM-16-30	1-72-00-10-30-SIM	21	2,2	-	-	1	

\*packing unit

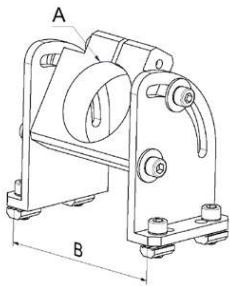
### ASB / Sprue cutting unit heated



Des.	Artikel No.	A	B	C	D	PU*	
ASB-30	1-72-50-00-00-ASB	-	-	-	-	1	

\*packing unit

SBA / Swing clamb sprue cutter

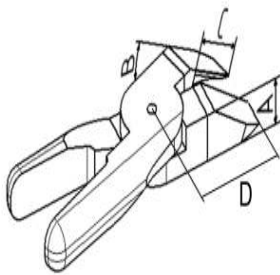


Des.	Artikel No.	A	B	C	D	PU*	
SBA-20	1-71-20-04-00-SBA	45	98	-	-	1	
SBA-30	1-71-20-06-00-SBA	56	115	-	-	1	

\*packing unit

## 75 Blade sprue cutters

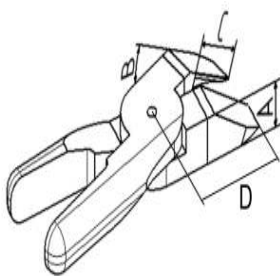
### SZE / Sprue Cutters Blades



Des.	Artikel No.	A	B	C	D	PU*	
SZE-03-15-11	1-75-02-04-00-SZE	7	15	11	24	1	
SZE-05-15-11	1-75-02-08-00-SZE	7	15	11	24	1	
SZE-07-30-11	1-75-02-12-00-SZE	9	30	11	25	1	
SZE-10-15-16	1-75-02-16-00-SZE	12	15	16	35	1	
SZE-10-30-11	1-75-02-20-00-SZE	12	30	11	27,5	1	
SZE-10-40-13	1-75-02-24-00-SZE	12	40	13	37	1	
SZE-20-15-16	1-75-02-28-00-SZE	12	15	16	36	1	
SZE-20-23-25	1-75-02-30-00-SZE	12	23	25	45	1	
SZE-20-40-14	1-75-02-32-00-SZE	12	40	14	35	1	
SZE-30-30-26	1-75-02-36-00-SZE	17	30	26	58	1	

\*packing unit

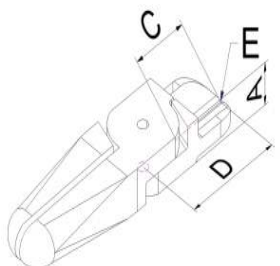
### SZE-H / Sprue Cutters Blades Carbide Metal



Des.	Artikel No.	A	B	C	D	PU*	
SZE-30-40-18-H	1-75-02-90-00-SZE	17	40	18	36	1	

\*packing unit

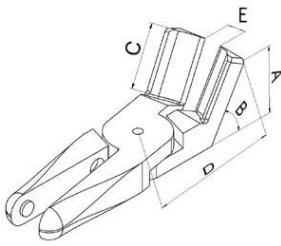
### SZE-X-0-X / Sprue Cutters Blades 0°



Des.	Artikel No.	A	B	C	D	PU*	
SZE-05-0-36-15	1-75-12-04-00-SZE	7	0°	15,5	36	1	
SZE-07-0-47-21	1-75-12-08-00-SZE	9	0°	21	47	1	
SZE-20-0-35-20	1-75-12-12-00-SZE	12	0°	18,5	65	1	
SZE-30-0-52-28	1-75-12-16-00-SZE	17	0°	29	52	1	
SZE-30-0-75-25	1-75-12-20-00-SZE	17	0°	25	75	1	

\*packing unit

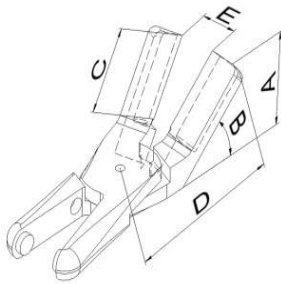
### SZE-X-0-X-X / Sprue Cutter Blade Long



Des.	Artikel No.	A	B	C	D	PU*
SZE-10-15-35	1-75-04-04-00-SZE	6	15°	35	61	1
SZE-20-40-27	1-75-04-08-00-SZE	25	40°	27	51	1
SZE-30-30-50	1-75-04-10-00-SZE	25	30°	50	75	1
SZE-30-40-50	1-75-04-12-00-SZE	38	40°	50	90	1

\*packing unit

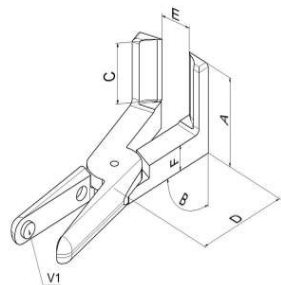
### SZE-X-60-X / Sprue Cutter Blade 60° cutting rearward



Des.	Artikel No.	A	B	C	D	PU*
SZE-20-60-40-R	1-75-06-04-00-SZE	48	60°	40	50	1
SZE-30-60-37-R	1-75-06-08-00-SZE	48	60°	44	56	1

\*packing unit

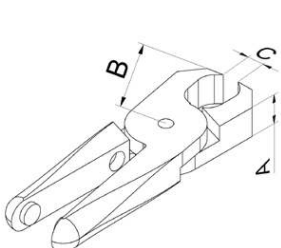
### SZE-X-90-X / Sprue Cutter Blade 90°



Des.	Artikel No.	A	B	C	D	PU*
SZE-20-90-18	1-75-08-02-00-SZE	32	90°	18	45	1
SZE-20-90-34	1-75-08-04-00-SZE	48	90°	34	50	1
SZE-30-90-41	1-75-08-08-00-SZE	60	90°	41	65	1

\*packing unit

### SZE-X-180-X / Sprue Cutters Blades 180° to pinch

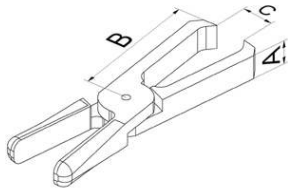


Des.	Artikel No.	A	B	C	D	PU*
SZE-03-180-7	1-75-14-04-00-SZE	7	20	3,5	-	1
SZE-05-180-7	1-75-14-08-00-SZE	7	20	3,5	-	1
SZE-07-180-9	1-75-14-12-00-SZE	9	26	4	-	1
SZE-10-180-12	1-75-14-16-00-SZE	12	28	5	-	1
SZE-20-180-12	1-75-14-20-00-SZE	17	28	8	-	1
SZE-30-180-17	1-75-14-28-00-SZE	17	45	12	-	1

\*packing unit



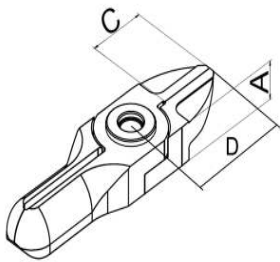
SZE-X-180-X-L / Sprue Cutters Blades 180° to pinch long



Des.	Artikel No.	A	B	C	D	PU*
SZE-20-180-12-L	1-75-14-24-00-SZE	12	48	12,5	-	1
SZE-30-180-17-L	1-75-14-32-00-SZE	17	93	22 (42)	-	1

\*packing unit

SZE-X-00-X / Sprue Cutters Blades 0°



Des.	Artikel No.	A	B	C	D	PU*
SZE-10-00-12	1-75-00-50-00-SZE	7	0°	12	24	1
SZE-25-00-17	1-75-00-56-00-SZE	10	0°	17	31	1

\*packing unit

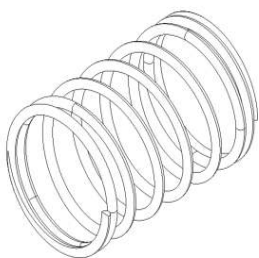
DRF-X-X-X / Pressure Spring for Sprue Cutter Blades SZE



Des.	Artikel No.	A	B	C	D	PU*
DRF-0,7-5,5-22	1-75-02-00-02-DRF	22	0,7	5,5	-	1
DRF-1-8-28	1-75-02-00-04-DRF	28	1	8	-	1

\*packing unit

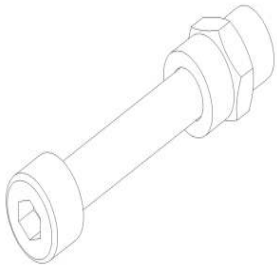
DRF-X / Pressure Spring for Cutter Blades SZE



Des.	Artikel No.	A	B	C	D	PU*
DRF-3	1-75-02-00-20-DRF	-	-	-	-	1
DRF-5	1-75-02-00-22-DRF	-	-	-	-	1
DRF-7	1-75-02-00-24-DRF	-	-	-	-	1
DRF-10	1-75-02-00-26-DRF	-	-	-	-	1
DRF-20	1-75-02-00-28-DRF	-	-	-	-	1
DRF-30	1-75-02-00-30-DRF	-	-	-	-	1
DRF-50	1-75-02-00-32-DRF	-	-	-	-	1

\*packing unit

ZKS-M / Hexagon Socket with hex nut for ANS

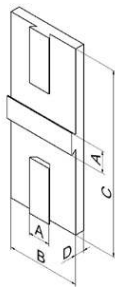


Des.	Artikel No.	A	B	C	D	PU*	
ZKS-4-20-M ANS-3	1-75-02-00-90-ZKS	-	-	-	-	1	
ZKS-4-24-M ANS-5+7	1-75-02-00-92-ZKS	-	-	-	-	1	
ZKS-4-27-M ANS-10+20	1-75-02-00-94-ZKS	-	-	-	-	1	
ZKS-5-40-M ANS-30+50	1-75-02-00-96-ZKS	-	-	-	-	1	

\*packing unit

## 80 Special elements

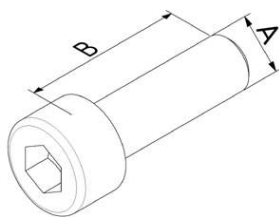
### APL-P / NEW / Adapterplate Prism



Des.	Artikel No.	A	B	C	D	PU*	
APL-P13-40-100	1-80-60-10-00-APL	P13	40	80	6	1	
APL-P22-60-120	1-80-60-12-00-APL	P22	60	100	8	1	

\*packing unit

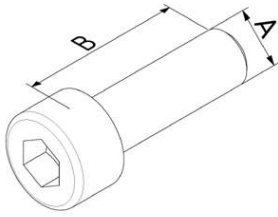
### ZKS-4 / Hexagon Socket M4



Des.	Artikel No.	A	B	C	D	PU*	
ZKS-M4-06	1-80-00-10-00-ZKS	M4	6	-	-	20	
ZKS-M4-08	1-80-00-10-01-ZKS	M4	8	-	-	20	
ZKS-M4-10	1-80-00-10-02-ZKS	M4	10	-	-	20	
ZKS-M4-12	1-80-00-10-03-ZKS	M4	12	-	-	20	
ZKS-M4-14	1-80-00-10-04-ZKS	M4	14	-	-	20	
ZKS-M4-16	1-80-00-10-05-ZKS	M4	16	-	-	20	
ZKS-M4-18	1-80-00-10-06-ZKS	M4	18	-	-	20	
ZKS-M4-20	1-80-00-10-07-ZKS	M4	20	-	-	20	
ZKS-M4-25	1-80-00-10-08-ZKS	M4	25	-	-	20	
ZKS-M4-30	1-80-00-10-09-ZKS	M4	30	-	-	20	
ZKS-M4-35	1-80-00-10-10-ZKS	M4	35	-	-	20	
ZKS-M4-40	1-80-00-10-11-ZKS	M4	40	-	-	20	
ZKS-M4-45	1-80-00-10-12-ZKS	M4	45	-	-	20	
ZKS-M4-50	1-80-00-10-13-ZKS	M4	50	-	-	20	
ZKS-M4-22	1-80-00-10-30-ZKS	M4	22	-	-	20	

\*packing unit

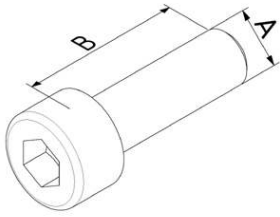
ZKS-5 / Hexagon Socket M5



Des.	Artikel No.	A	B	C	D	PU*
ZKS-M5-06	1-80-00-11-00-ZKS	M5	6	-	-	20
ZKS-M5-08	1-80-00-11-01-ZKS	M5	8	-	-	20
ZKS-M5-10	1-80-00-11-02-ZKS	M5	10	-	-	20
ZKS-M5-12	1-80-00-11-03-ZKS	M5	12	-	-	20
ZKS-M5-14	1-80-00-11-04-ZKS	M5	14	-	-	20
ZKS-M5-16	1-80-00-11-05-ZKS	M5	16	-	-	20
ZKS-M5-18	1-80-00-11-06-ZKS	M5	18	-	-	20
ZKS-M5-20	1-80-00-11-07-ZKS	M5	20	-	-	20
ZKS-M5-22	1-80-00-11-08-ZKS	M5	22	-	-	20
ZKS-M5-25	1-80-00-11-09-ZKS	M5	25	-	-	20
ZKS-M5-30	1-80-00-11-10-ZKS	M5	30	-	-	20
ZKS-M5-35	1-80-00-11-11-ZKS	M5	35	-	-	20
ZKS-M5-40	1-80-00-11-12-ZKS	M5	40	-	-	20
ZKS-M5-45	1-80-00-11-13-ZKS	M5	45	-	-	20
ZKS-M5-50	1-80-00-11-14-ZKS	M5	50	-	-	20
ZKS-M5-55	1-80-00-11-15-ZKS	M5	55	-	-	20
ZKS-M5-60	1-80-00-11-16-ZKS	M5	60	-	-	20
ZKS-M5-65	1-80-00-11-17-ZKS	M5	65	-	-	20
ZKS-M5-70	1-80-00-11-18-ZKS	M5	70	-	-	20
ZKS-M5-80	1-80-00-11-20-ZKS	M5	80	-	-	20
ZKS-M5-90	1-80-00-11-22-ZKS	M5	90	-	-	20
ZKS-M5-100	1-80-00-11-24-ZKS	M5	100	-	-	20
ZKS-M5-110	1-80-00-11-26-ZKS	M5	110	-	-	20
ZKS-M5-120	1-80-00-11-28-ZKS	M5	120	-	-	20

\*packing unit

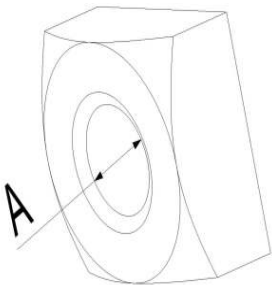
ZKS-6 / Hexagon Socket M6



Des.	Artikel No.	A	B	C	D	PU*
ZKS-M6-08	1-80-00-12-00-ZKS	M6	8	-	-	20
ZKS-M6-10	1-80-00-12-01-ZKS	M6	10	-	-	20
ZKS-M6-12	1-80-00-12-02-ZKS	M6	12	-	-	20
ZKS-M6-14	1-80-00-12-03-ZKS	M6	14	-	-	20
ZKS-M6-16	1-80-00-12-04-ZKS	M6	16	-	-	20
ZKS-M6-18	1-80-00-12-05-ZKS	M6	18	-	-	20
ZKS-M6-20	1-80-00-12-06-ZKS	M6	20	-	-	20
ZKS-M6-22	1-80-00-12-07-ZKS	M6	22	-	-	20
ZKS-M6-25	1-80-00-12-08-ZKS	M6	25	-	-	20
ZKS-M6-30	1-80-00-12-09-ZKS	M6	30	-	-	20
ZKS-M6-35	1-80-00-12-10-ZKS	M6	35	-	-	20
ZKS-M6-40	1-80-00-12-11-ZKS	M6	40	-	-	20
ZKS-M6-45	1-80-00-12-12-ZKS	M6	45	-	-	20
ZKS-M6-50	1-80-00-12-14-ZKS	M6	50	-	-	20

\*packing unit

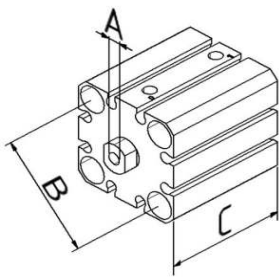
VKM / Square nut



Des.	Artikel No.	A	B	C	D	PU*
VKM-M4	1-80-00-10-95-VKM	M4	-	-	-	20
VKM-M5	1-80-00-11-95-VKM	M5	-	-	-	20
VKM-M6	1-80-00-12-95-VKM	M6	-	-	-	20

\*packing unit

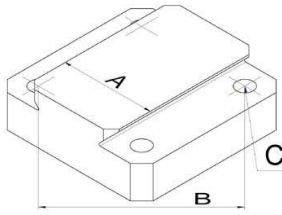
HUZ / Cylinder



Des.	Artikel No.	A	B	C	D	PU*
HUZ-12-10	1-80-20-00-00-HUZ	M3	22 (AHZ -12- 10- 30)	32	-	1
HUZ-20-20	1-80-20-10-00-HUZ	M5	36 (AHZ -20- 20- 50)	50	-	1
HUZ-20-30	1-80-20-11-00-HUZ	M5	36 (AHZ -20- 20- 50)	59,5	-	1
HUZ-20-40	1-80-20-12-00-HUZ	M5	36 (AHZ -20- 20- 50)	69,5	-	1
HUZ-20-50	1-80-20-13-00-HUZ	M5	36 (AHZ -20- 20- 50)	79,5	-	1
HUZ-32-10	1-80-20-19-00-HUZ	M8	48 (AHZ -32- 20- 50)	43	-	1
HUZ-32-20	1-80-20-20-00-HUZ	M8	48 (AHZ -32- 20- 50)	53	-	1
HUZ-32-30	1-80-20-21-00-HUZ	M8	48 (AHZ -32- 20- 50)	63	-	1
HUZ-32-40	1-80-20-22-00-HUZ	M8	48 (AHZ -32- 20- 50)	73	-	1
HUZ-32-50	1-80-20-24-00-HUZ	M8	48 (AHZ -32- 20- 50)	83	-	1

\*packing unit

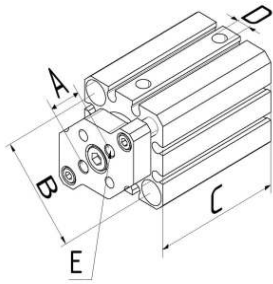
APZ-P / Adapter plate cylinder prism



Des.	Artikel No.	A	B	C	D	PU*
APZ-20-M5-P22	1-80-20-90-00-APZ	P22	36	M5	-	1
APZ-32-M5-P22	1-80-20-92-00-APZ	P22	48	M5	-	1
APZ-20-D6-P22	1-80-20-94-00-APZ	P22	36	D6	-	1
APZ-32-D6-P22	1-80-20-96-00-APZ	P22	48	D6	-	1

\*packing unit

HZB / Cylinder with Beam

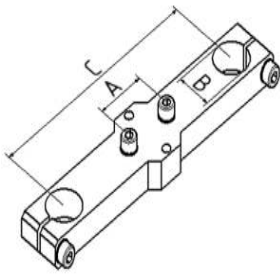


Des.	Artikel No.	A	B	C	D	PU*
HZB-12-10	1-80-22-00-00-HZB	10 (KBH-12-10-60/PRH-12-18-100)	22 (AHZ-12-30)	32	M5	1
HZB-20-10	1-80-22-08-00-HZB	17 (KBH-20-14-90/PRH-20-25-140)	36 (AHZ-20-50)	40	M5	1
HZB-20-20	1-80-22-10-00-HZB	17 (KBH-20-14-90/PRH-20-25-140)	36 (AHZ-20-50)	50	M5	1
HZB-32-10	1-80-22-18-00-HZB	28 (KBH-32-20-125/PRH-32-25-180)	48 (AHZ-32-50)	43	G1/8	1
HZB-32-20	1-80-22-20-00-HZB	28 (KBH-32-20-125/PRH-32-25-180)	48 (AHZ-32-50)	53	G1/8	1
HZB-20-30	1-80-22-30-00-HZB	17 (KBH-20-14-90/PRH-20-25-140)	36 (AHZ-20-50)	60	M5	1
HZB-20-40	1-80-22-32-00-HZB	17 (KBH-20-14-90/PRH-20-25-140)	36 (AHZ-20-50)	70	M5	1

\*packing unit



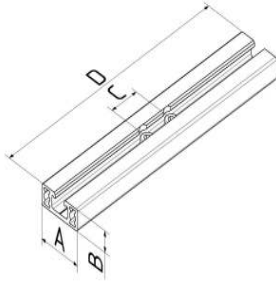
### KBH / Bracket for Cylinder with Beam HZB



Des.	Artikel No.	A	B	C	D	PU*
KBH-12-10-60	1-80-22-02-00-KBH	10	10	60	-	1
KBH-20-14-90	1-80-22-12-00-KBH	17	14	90	-	1
KBH-32-20-125	1-80-22-22-00-KBH	28	20	125	-	1

\*packing unit

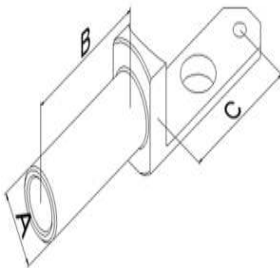
### PRH / Profile for Cylinder with Beam HZB



Des.	Artikel No.	A	B	C	D	PU*
PRH-12-18-100	1-80-22-04-00-PRH	18	10	10	100	1
PRH-20-25-140	1-80-22-14-00-PRH	25	12	17	140	1
PRH-32-25-180	1-80-22-24-00-PRH	25	12	28	180	1

\*packing unit

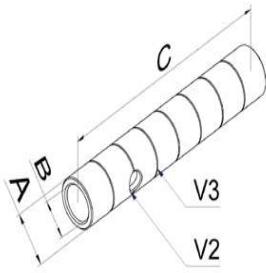
### AHZ / Adapter for Cylinder HUZ / HZB



Des.	Artikel No.	A	B	C	D	PU*
AHZ-12-10-30	1-80-40-00-00-AHZ	10	30	22	-	1
AHZ-20-14-40	1-80-40-10-00-AHZ	14	40	36	-	1
AHZ-20-20-50	1-80-40-12-00-AHZ	20	50	36	-	1
AHZ-32-20-50	1-80-40-20-00-AHZ	20	50	48	-	1
AHZ-32-20-100	1-80-40-22-00-AHZ	20	100	48	-	1
AHZ-32-20-150	1-80-40-24-00-AHZ	20	150	48	-	1
AHZ-32-30-80	1-80-40-30-00-AHZ	30	80	48	-	1

\*packing unit

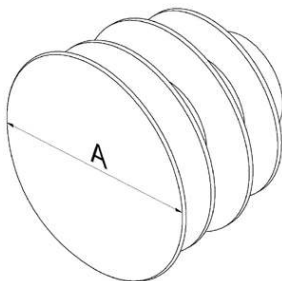
VLR / Extension Tube



Des.	Artikel No.	A	B	C	D	PU*
VLR-10-30-A	1-80-41-00-00-VLR	10	M8x 1	30	-	1
VLR-10-60-A	1-80-41-02-00-VLR	10	M8x 1	60	-	1
VLR-10-90-A	1-80-41-04-00-VLR	10	M8x 1	90	-	1
VLR-14-40-A	1-80-41-06-00-VLR	14	M12 x1	40	-	1
VLR-14-80-A	1-80-41-08-00-VLR	14	M12 x1	80	-	1
VLR-14-120-A	1-80-41-10-00-VLR	14	M12 x1	120	-	1
VLR-20-50-A	1-80-41-12-00-VLR	20	M17 x1	50	-	1
VLR-20-100-A	1-80-41-14-00-VLR	20	M17 x1	100	-	1
VLR-20-150-A	1-80-41-16-00-VLR	20	M17 x1	150	-	1
VLR-30-80-S	1-80-41-18-00-VLR	30	M27 x1	80	-	1
VLR-30-140-S	1-80-41-20-00-VLR	30	M27 x1	140	-	1
VLR-30-200-S	1-80-41-22-00-VLR	30	M27 x1	200	-	1
VLR-30-80-A	1-80-41-30-00-VLR	30	M27 x1	80	-	1
VLR-30-140-A	1-80-41-32-00-VLR	30	M27 x1	140	-	1
VLR-30-200-A	1-80-41-34-00-VLR	30	M27 x1	200	-	1

\*packing unit

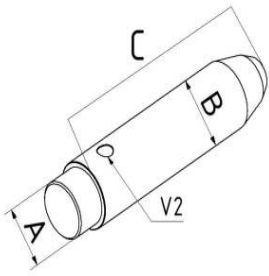
RVS / NEW / Tube Plug



Des.	Artikel No.	A	B	C	D	PU*
RVS-10	1-80-43-02-00-RVS	10	-	-	-	10
RVS-14	1-80-43-04-00-RVS	14	-	-	-	10
RVS-20	1-80-43-06-00-RVS	20	-	-	-	10
RVS-30	1-80-43-08-00-RVS	30	-	-	-	10

\*packing unit

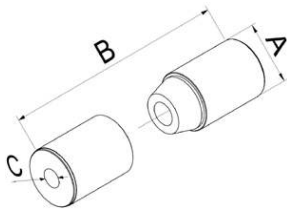
### ZEB / Centering Pin



Des.	Artikel No.	A	B	C	D	PU*
ZEB-10-40	1-80-41-40-00-ZEB	M8x1	10	40	-	1
ZEB-14-60	1-80-41-42-00-ZEB	M12x1	14	60	-	1
ZEB-20-80	1-80-41-44-00-ZEB	M17x1	20	80	-	1
ZEB-30-100	1-80-41-46-00-ZEB	M27x1	30	100	-	1

\*packing unit

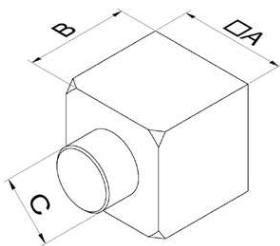
### ZEH / Centering Unit



Des.	Artikel No.	A	B	C	D	PU*
ZEH-14	1-80-41-60-00-ZEH	14	34	M5	-	1
ZEH-20	1-80-41-62-00-ZEH	20	54	M8	-	1
ZEH-30	1-80-41-64-00-ZEH	30	72	M10	-	1

\*packing unit

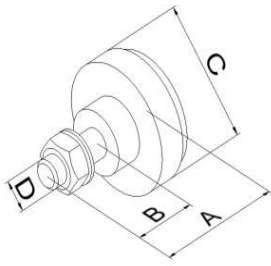
### ZER / Centering Baseplate



Des.	Artikel No.	A	B	C	D	PU*
ZER-10-20-20	1-80-41-80-00-ZER	20	20	M8x1	-	1
ZER-14-25-25	1-80-41-81-00-ZER	25	25	M12x1	-	1
ZER-20-30-30	1-80-41-82-00-ZER	30	30	M17x1	-	1
ZER-30-40-40	1-80-41-83-00-ZER	40	40	M27x1	-	1

\*packing unit

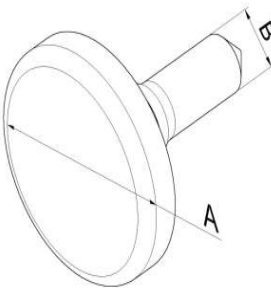
DRP / Pressure Plate



Des.	Artikel No.	A	B	C	D	PU*	
DRP-22-3	1-80-44-10-00-DRP	16	7	22	M3	1	
DRP-22-4	1-80-44-12-00-DRP	24	13	22	M4	1	
DRP-22-5	1-80-44-14-00-DRP	24	13	22	M5	1	
DRP-22-6	1-80-44-16-00-DRP	24	13	22	M6	1	

\*packing unit

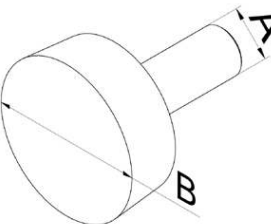
DRP-X-E-G / NEW / Pressure Plate Easy



Des.	Artikel No.	A	B	C	D	PU*	
DRP-10-E-G	1-80-44-48-00-DRP	10	4	-	-	10	
DRP-16-E-G	1-80-44-50-00-DRP	16	5	-	-	10	

\*packing unit

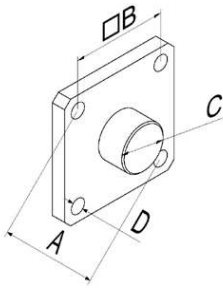
GUP / Rubberplate



Des.	Artikel No.	A	B	C	D	PU*	
GUP-18-6	1-80-44-30-00-GUP	M6	18	-	-	1	

\*packing unit

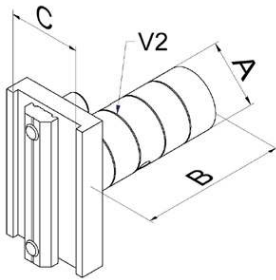
APL-G / Adapterplate with thread



Des.	Artikel No.	A	B	C	D	PU*
APL-12-M3-14	1-80-42-06-02-APL	22	15,6	M12 x1	M3	1
APL-20-M5-20	1-80-42-08-02-APL	36	25,5	M17 x1	M5	1
APL-32-M5-20	1-80-42-10-02-APL	48	34	M17 x1	M5	1
APL-32-5,5-20	1-80-42-12-02-APL	48	34	M17 x1	5,5	1
APL-32-M5-30	1-80-42-14-02-APL	48	34	M27 x1	M5	1
APL-32-5.5-30	1-80-42-16-02-APL	48	34	M27 x1	5,5	1

\*packing unit

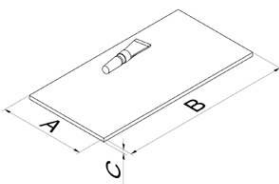
PKS / Profileclamp



Des.	Artikel No.	A	B	C	D	PU*
PKS-25-14-80	1-80-42-28-00-PKS	14	80	25	-	1
PKS-25-20-50	1-80-42-30-00-PKS	20	50	25	-	1
PKS-25-20-100	1-80-42-31-00-PKS	20	100	25	-	1
PKS-25-30-80	1-80-42-32-00-PKS	30	80	25	-	1

\*packing unit

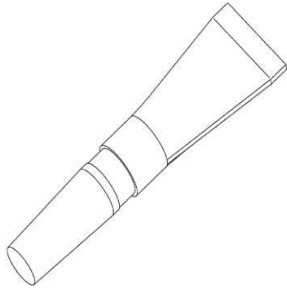
GUK / Rubber and Glue Set



Des.	Artikel No.	A	B	C	D	PU*
GUK-250-125-3	1-80-44-00-00-GUK	250	125	3	-	1
GUK-250-125-4	1-80-44-02-00-GUK	250	125	4	-	1
GUK-250-125-5	1-80-44-04-00-GUK	250	125	5	-	1

\*packing unit

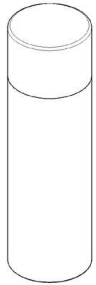
SSM / Medium Strength Threadlocker



Des.	Artikel No.	A	B	C	D	PU*	
SSM-5-MF	1-80-44-20-00-SSM	5ml	-	-	-	1	

\*packing unit

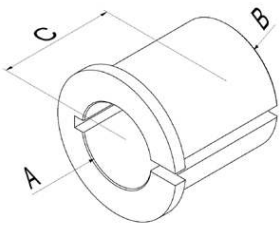
BRE / brake cleaner



Des.	Artikel No.	A	B	C	D	PU*	
Bremsenreiniger 500ml	9-90-90-90-01-BRE	500	-	-	-	1	

\*packing unit

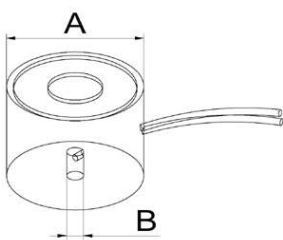
REB / Bushing



Des.	Artikel No.	A	B	C	D	PU*	
REB-14-10	1-80-45-10-00-REB	10	14	14	-	1	
REB-20-14	1-80-45-12-00-REB	14	20	20	-	1	
REB-30-20	1-80-45-14-00-REB	20	30	30	-	1	

\*packing unit

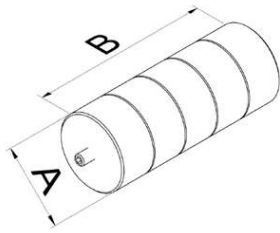
MGR / Magnet Gripper



Des.	Artikel No.	A	B	C	D	PU*	
MGR-E-20	1-80-50-10-00-MGR	20	M3	-	-	1	
MGR-E-30	1-80-50-12-00-MGR	30	M4	-	-	1	

\*packing unit

### AMG / Adapter Magnet Gripper



Des.	Artikel No.	A	B	C	D	PU*	
AMG-20-50	1-80-50-20-00-AMG	20	50	-	-	1	
AMG-30-80	1-80-50-22-00-AMG	30	80	-	-	1	

\*packing unit

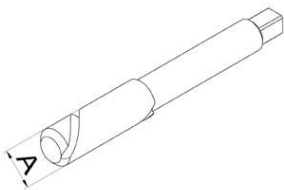
### KEB / Core hole drills



Des.	Artikel No.	A	B	C	D	PU*	
KEB-4,2	1-80-90-02-00-KEB	4,2	M5	-	-	1	
KEB-8,8	1-80-90-04-00-KEB	8,8	G1/8 "	-	-	1	
KEB-11,8	1-80-90-06-00-KEB	11,8	G1/4 "	-	-	1	

\*packing unit

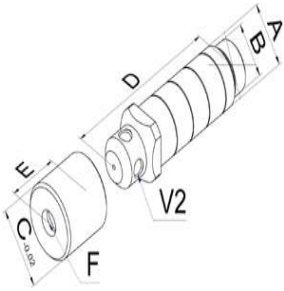
### GWB / Tap



Des.	Artikel No.	A	B	C	D	PU*	
GWB-5-08-D	1-80-90-10-00-GWB	M5	-	-	-	1	
GWB-8-1	1-80-90-20-00-GWB	M8x1	-	-	-	1	
GWB-12-1	1-80-90-22-00-GWB	M12x1	-	-	-	1	
GWB-17-1	1-80-90-24-00-GWB	M17x1	-	-	-	1	
GWB-27-1	1-80-90-26-00-GWB	M27x1	-	-	-	1	
GWB-18	1-80-90-30-00-GWB	G1/8	-	-	-	1	
GWB-14	1-80-90-32-00-GWB	G1/4	-	-	-	1	

\*packing unit

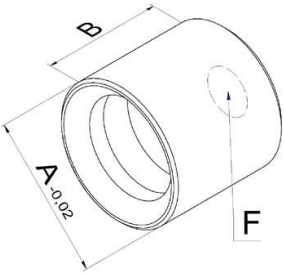
### ZVE / Centring Locking Unit



Des.	Artikel No.	A	B	C	D	PU*
ZVE-20	1-80-41-90-00-ZVE	20	M17 x1	25	82	1
ZVE-30	1-80-41-92-00-ZVE	30	M27 x1	30	115	1

\*packing unit

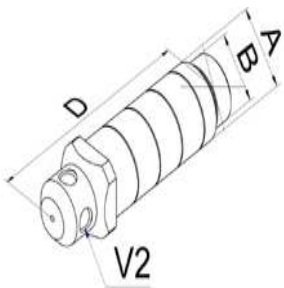
### ZVE-B / Centring Locking Unit Bushing



Des.	Artikel No.	A	B	C	D	PU*
ZVE-20-B	1-80-41-96-00-ZVE	25	24	-	-	1
ZVE-30-B	1-80-41-98-00-ZVE	30	35	-	-	1

\*packing unit

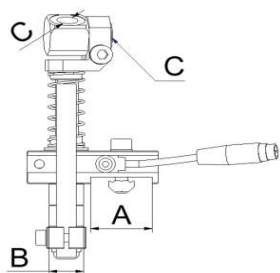
### ZVE-V / Centring Locking



Des.	Artikel No.	A	B	C	D	PU*
ZVE-20-V	1-80-41-91-00-ZVE	20	M17 x1	25	82	1
ZVE-30-V	1-80-41-93-00-ZVE	30	M27 x1	30	115	1

\*packing unit

### STF / Stack Sensor



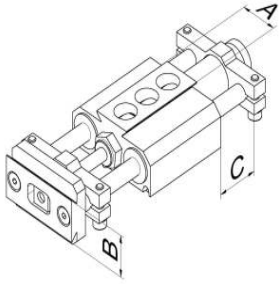
Des.	Artikel No.	A	B	C	D	PU*
STF-14-18-X	1-81-00-10-00-STF	XPR	14	G1/8	-	1

\*packing unit



## 85 Special stroke unit

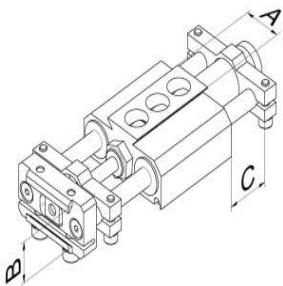
### HEU-PA-PA / Stroke Unit Universal Prism Outside



Des.	Artikel No.	A	B	C	D	PU*	
HEU-PA-20-16-25-PA-20	1-85-00-10-00-HEU	PA-22	PA-20	25	16	1	
HEU-PA-20-16-50-PA-20	1-85-00-12-00-HEU	P22	P22	50	16	1	
HEU-PA-20-16-80-PA-20	1-85-00-14-00-HEU	P22	P22	80	16	1	
HEU-PA-20-16-100-PA-20	1-85-00-16-00-HEU	P22	P22	100	16	1	

\*packing unit

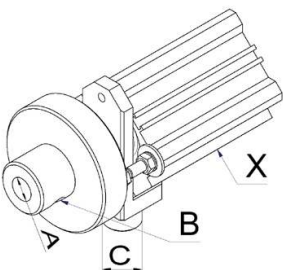
### HEU-PA-PI / Stroke Unit Universal Prism Inside



Des.	Artikel No.	A	B	C	D	PU*	
HEU-PA-20-16-25-PI-20	1-85-00-30-00-HEU	P22	P22	25	16	1	
HEU-PA-20-16-50-PI-20	1-85-00-32-00-HEU	P22	P22	50	16	1	
HEU-PA-20-16-80-PI-20	1-85-00-34-00-HEU	P22	P22	80	16	1	
HEU-PA-20-16-100-PI-20	1-85-00-36-00-HEU	P22	P22	100	16	1	

\*packing unit

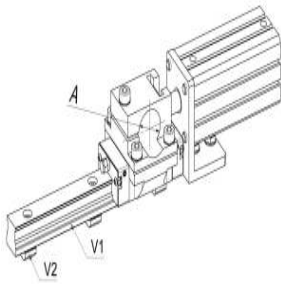
### HBE / Cylinder with stroke limitation



Des.	Artikel No.	A	B	C	D	PU*	
HBE-32-30-14	1-80-46-14-00-HBE	G1/4"	G1/8" "	20	30	1	

\*packing unit

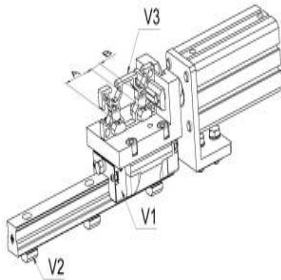
HEH-L-X-X-R-X / Linear Stroke Unit for round



Des.	Artikel No.	A	B	C	D	PU*	
HEH-L-20-50-R-20	1-80-24-02-00-HEH	20	50	20	-	1	

\*packing unit

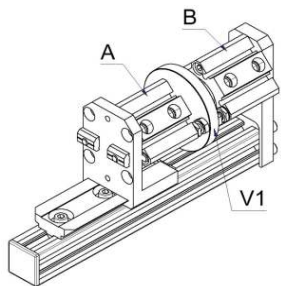
HEH-L-X-X-P-X / Linear Stroke Unit for Profile



Des.	Artikel No.	A	B	C	D	PU*	
HEH-L-20-50-P-25	1-80-24-20-00-HEH	25	12,5	50	20	1	

\*packing unit

DHE / Double Stroke Unit

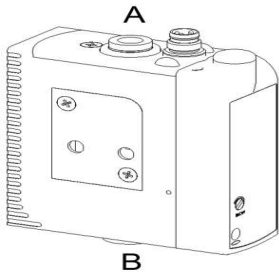


Des.	Artikel No.	A	B	C	D	PU*	
DHE-32-10-10	1-80-26-10-00-DHE	10	10	-	-	1	

\*packing unit

## 90 Pneumatic

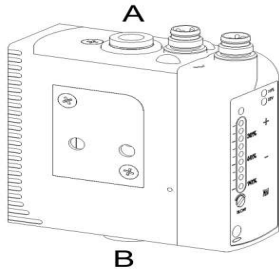
### MVE / Modular Vacuum Unit



Des.	Artikel No.	A	B	C	D	PU*
MVE-90-12-A	1-90-00-10-10-MVE	PSC6	PSC8	-	-	1

\*packing unit

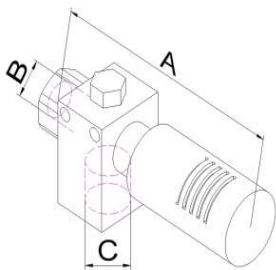
### MVE-A-C / Modular Vacuum Unit with Vacuum Switch



Des.	Artikel No.	A	B	C	D	PU*
MVE-90-12-A-C	1-90-00-10-20-MVE	PSC6	PSC8	-	-	1

\*packing unit

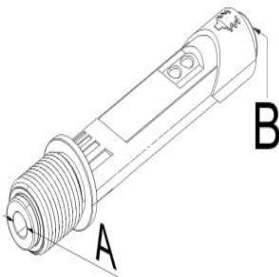
### MVE-E-1 / Modular Vacuum Unit Easy



Des.	Artikel No.	A	B	C	D	PU*
MVE-E-1	1-90-00-10-30-MVE	G1/8	G1/8	G1/4	-	1

\*packing unit

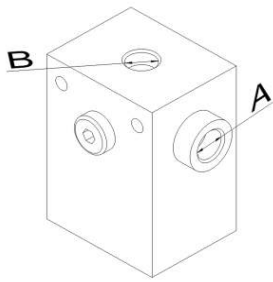
### MVE-I / Modular Vacuum Unit Inline



Des.	Artikel No.	A	B	C	D	PU*
MVE-I-07	1-90-00-10-36-MVE	PSC4	PSC4	-	-	1

\*packing unit

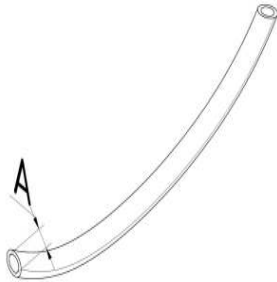
MVE-A / Modular Vacuum Unit Air Impulse



Des.	Artikel No.	A	B	C	D	PU*
MVE-A	1-90-00-10-40-MVE	G1/8	G1/4	-	-	1

\*packing unit

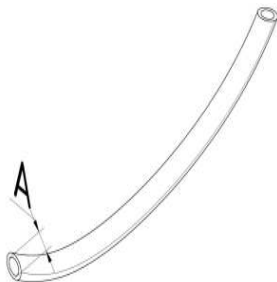
PSC / Pneumatic Compressed Air Hose Silver



Des.	Artikel No.	A	B	C	D	PU*
PSC-4	1-90-00-00-01-PSC	4	2,5	-	-	1
PSC-6	1-90-00-00-03-PSC	6	4	-	-	1
PSC-8	1-90-00-00-05-PSC	8	5	-	-	1

\*packing unit

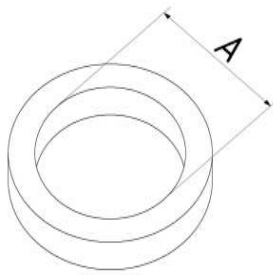
PSC-X-X / Pneumatic Compressed Air Hose Colors



Des.	Artikel No.	A	B	C	D	PU*
PSC-4-B	1-90-00-01-01-PSC	4	2,5	blau	-	1
PSC-6-B	1-90-00-01-03-PSC	6	4	blau	-	1
PSC-8-B	1-90-00-01-05-PSC	8	5	blau	-	1
PSC-4-S	1-90-00-01-09-PSC	4	2,5	schwarz	-	1
PSC-6-S	1-90-00-01-11-PSC	6	4	schwarz	-	1
PSC-4-R	1-90-00-01-14-PSC	4	2,5	rot	-	1
PSC-6-R	1-90-00-01-16-PSC	6	4	rot	-	1
PSC-4-GE	1-90-00-01-19-PSC	4	2,5	gelb	-	1
PSC-6-GE	1-90-00-01-21-PSC	6	4	gelb	-	1
PSC-6-GR	1-90-00-01-26-PSC	6	4	grün	-	1
PSC-6-T	1-90-00-01-31-PSC	6	4	transparent	-	1

\*packing unit

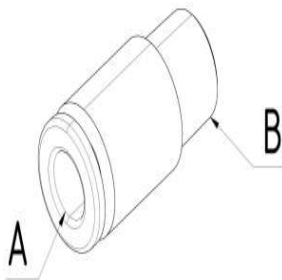
PDR / Pneumatic Seal Ring



Des.	Artikel No.	A	B	C	D	PU*
PDR-5	1-90-00-00-10-PDR	M5	-	-	-	100
PDR-18	1-90-00-00-12-PDR	G1/8	-	-	-	100
PDR-14	1-90-00-00-14-PDR	G1/4	-	-	-	100
PDR-38	1-90-00-00-16-PDR	G3/8	-	-	-	10

\*packing unit

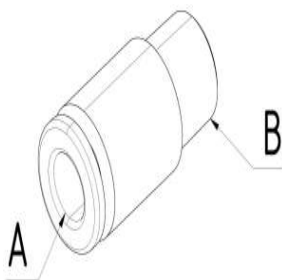
PGS / Pneumatic Straight Hose Connector



Des.	Artikel No.	A	B	C	D	PU*
PGS-5-4	1-90-00-00-20-PGS	PSC4	M5	-	-	10
PGS-5-6	1-90-00-00-22-PGS	PSC6	M5	-	-	10
PGS-18-4	1-90-00-00-24-PGS	PSC4	G1/8	-	-	10
PGS-18-6	1-90-00-00-26-PGS	PSC6	G1/8	-	-	10
PGS-18-8	1-90-00-00-28-PGS	PSC8	G1/8	-	-	10
PGS-14-4	1-90-00-00-30-PGS	PSC4	G1/4	-	-	10
PGS-14-6	1-90-00-00-32-PGS	PSC6	G1/4	-	-	10
PGS-14-8	1-90-00-00-34-PGS	PSC8	G1/4	-	-	10

\*packing unit

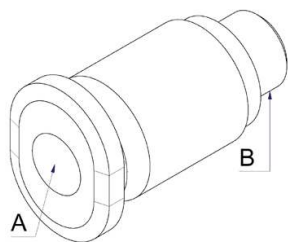
PGS-V / Pneumatic Straight Hose Connector with Stop Valve



Des.	Artikel No.	A	B	C	D	PU*
PGS-18-4-V	1-90-00-00-40-PGS	PSC4	G1/8	-	-	1
PGS-18-6-V	1-90-00-00-42-PGS	PSC6	G1/8	-	-	1
PGS-14-8-V	1-90-00-00-44-PGS	PSC8	G1/4	-	-	1

\*packing unit

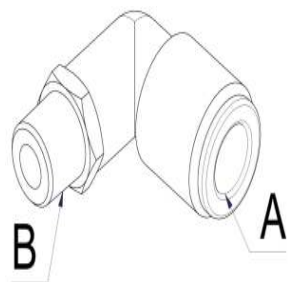
PGS-S / Pneumatic Straight Hose Connector Small version



Des.	Artikel No.	A	B	C	D	PU*
PGS-5-4-S	1-90-00-00-70-PGS	PSC4	M5	-	-	10
PGS-5-6-S	1-90-00-00-72-PGS	PSC6	M5	-	-	10
PGS-18-6-S	1-90-00-00-76-PGS	PSC6	G1/8	-	-	10

\*packing unit

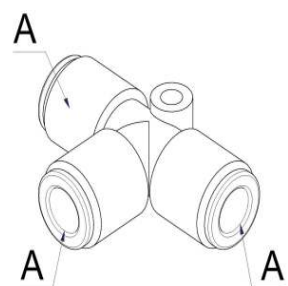
PWS / Pneumatic L Hose Connector



Des.	Artikel No.	A	B	C	D	PU*
PWS-3-4	1-90-10-01-00-PWS	PSC4	M3	-	-	10
PWS-5-4	1-90-10-02-00-PWS	PSC4	M5	-	-	10
PWS-5-6	1-90-10-02-02-PWS	PSC6	M5	-	-	10
PWS-18-4	1-90-10-02-04-PWS	PSC4	G1/8	-	-	10
PWS-18-6	1-90-10-02-06-PWS	PSC6	G1/8	-	-	10
PWS-18-8	1-90-10-02-08-PWS	PSC8	G1/8	-	-	10
PWS-14-4	1-90-10-02-10-PWS	PSC4	G1/4	-	-	10
PWS-14-6	1-90-10-02-12-PWS	PSC6	G1/4	-	-	10
PWS-14-8	1-90-10-02-14-PWS	PSC8	G1/4	-	-	10

\*packing unit

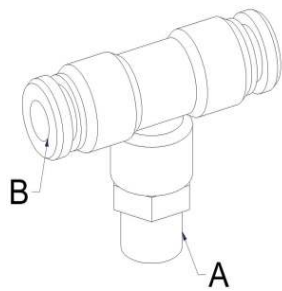
PTS / Pneumatic T Hose Connector



Des.	Artikel No.	A	B	C	D	PU*
PTS-4-4-4	1-90-10-04-02-PTS	PSC4	-	-	-	10
PTS-6-6-6	1-90-10-04-04-PTS	PSC6	-	-	-	10
PTS-8-8-8	1-90-10-04-06-PTS	PSC8	-	-	-	10

\*packing unit

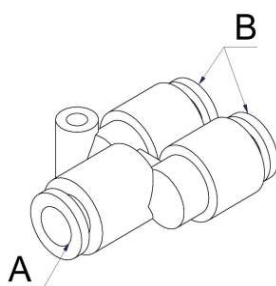
PTG / Pneumatic T Hose Connector Thread



Des.	Artikel No.	A	B	C	D	PU*
PTG-18-4-4	1-90-10-04-10-PTG	G1/8	PSC 4	-	-	10
PTG-18-6-6	1-90-10-04-12-PTG	G1/8	PSC 6	-	-	10
PTG-5-4-4	1-90-10-04-14-PTG	M5	PSC 4	-	-	10
PTG-5-6-6	1-90-10-04-16-PTG	M5	PSC 6	-	-	10

\*packing unit

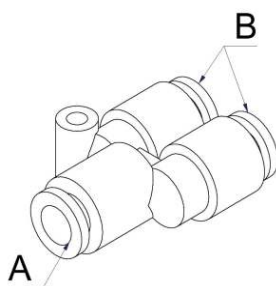
PYS / Pneumatic Y Hose Connector



Des.	Artikel No.	A	B	C	D	PU*
PYS-4-4-4 Y	1-90-10-04-20-PYS	PSC4	PSC 4	-	-	10
PYS-6-6-6 Y	1-90-10-04-22-PYS	PSC6	PSC 6	-	-	10
PYS-8-8-8 Y	1-90-10-04-24-PYS	PSC8	PSC 8	-	-	10

\*packing unit

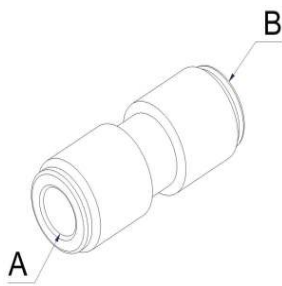
PYR / Pneumatic Y Hose Connector Reduction



Des.	Artikel No.	A	B	C	D	PU*
PYR-4-4-6 Y	1-90-10-04-28-PYR	PSC6	PSC 4	-	-	10
PYR-6-6-8 Y	1-90-10-04-30-PYR	PSC8	PSC 6	-	-	10

\*packing unit

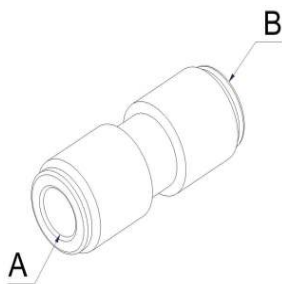
PSV / Pneumatic Straight Quick Hose Connector



Des.	Artikel No.	A	B	C	D	PU*
PSV-4-4	1-90-10-04-40-PSV	PSC4	PSC 4	-	-	10
PSV-6-6	1-90-10-04-42-PSV	PSC6	PSC 6	-	-	10
PSV-8-8	1-90-10-04-44-PSV	PSC8	PSC 8	-	-	10

\*packing unit

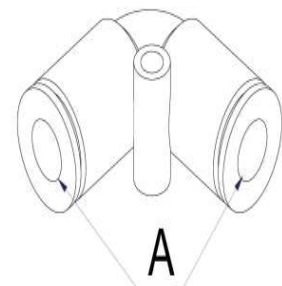
PSR / Pneumatic Straight Quick Hose Connector Reduction



Des.	Artikel No.	A	B	C	D	PU*
PSR-6-4	1-90-10-04-50-PSR	PSC6	PSC 4	-	-	10
PSR-8-4	1-90-10-04-52-PSR	PSC8	PSC 4	-	-	10
PSR-8-6	1-90-10-04-54-PSR	PSC8	PSC 6	-	-	10

\*packing unit

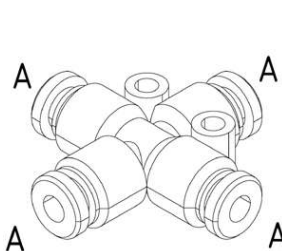
PSE / Pneumatic Straight Quick Hose Connector Corner



Des.	Artikel No.	A	B	C	D	PU*
PSE-4-4	1-90-10-04-60-PSE	PSC4	-	-	-	10
PSE-6-6	1-90-10-04-62-PSE	PSC6	-	-	-	10
PSE-8-8	1-90-10-04-64-PSE	PSC8	-	-	-	10

\*packing unit

PXS / Pneumatic X Quick Hose Connector

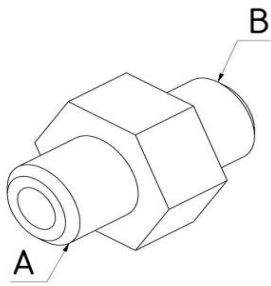


Des.	Artikel No.	A	B	C	D	PU*
PXS-4-4-4-4	1-90-10-04-66-PXS	PSC4	-	-	-	1
PXS-6-6-6-6	1-90-10-04-77-PXS	PSC6	-	-	-	1

\*packing unit



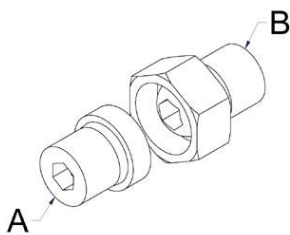
PDN / Pneumatic Double Union



Des.	Artikel No.	A	B	C	D	PU*
PDN-5-5	1-90-10-04-60-PDN	M5	M5	-	-	10
PDN-18-18	1-90-10-04-62-PDN	G1/8	G1/8	-	-	10
PDN-14-14	1-90-10-04-64-PDN	G1/4	G1/4	-	-	10
PDN-38-14	1-90-10-04-66-PDN	G3/8	G1/4	-	-	10
PDN-14-18	1-90-10-04-68-PDN	G1/4	G1/8	-	-	10

\*packing unit

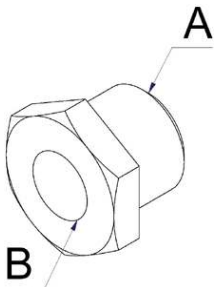
PDN-L / Pneumatic Double Union Removable



Des.	Artikel No.	A	B	C	D	PU*
PDN-L-18-18	1-90-10-04-70-PDN	G1/8	G1/8	-	-	10
PDN-L-14-14	1-90-10-04-72-PDN	G1/4	G1/4	-	-	10
PDN-L-14-18	1-90-10-04-74-PDN	G1/4	G1/8	-	-	10

\*packing unit

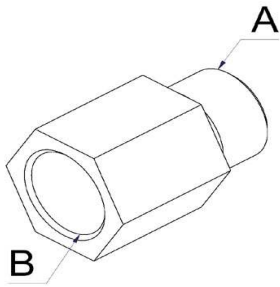
PRS / Pneumatic Reducing Union



Des.	Artikel No.	A	B	C	D	PU*
PRS-18-5	1-90-10-04-80-PRS	G1/8	M5	-	-	10
PRS-14-5	1-90-10-04-81-PRS	G1/4	M5	-	-	10
PRS-14-18	1-90-10-04-82-PRS	G1/4	G1/8	-	-	10
PRS-38-18	1-90-10-04-83-PRS	G3/8	G1/8	-	-	10
PRS-38-14	1-90-10-04-84-PRS	G3/8	G1/4	-	-	10
PRS-12-14	1-90-10-04-86-PRS	G1/2	G1/4	-	-	10
PRS-12-38	1-90-10-04-88-PRS	G1/2	G3/8	-	-	10

\*packing unit

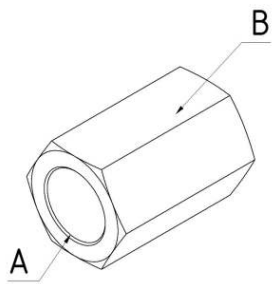
PRS-L / Pneumatic Reducing Union Long



Des.	Artikel No.	A	B	C	D	PU*
PRS-L-18-18	1-90-10-04-90-PRS	G1/8	G1/8	-	-	10
PRS-L-18-14	1-90-10-04-92-PRS	G1/8	G1/4	-	-	10
PRS-L-14-18	1-90-10-04-94-PRS	G1/4	G1/8	-	-	10
PRS-L-14-14	1-90-10-04-96-PRS	G1/4	G1/4	-	-	10

\*packing unit

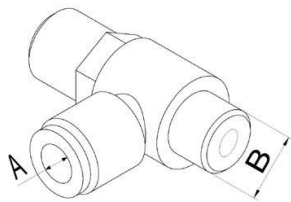
PVM / Pneumatic Thread Coupling



Des.	Artikel No.	A	B	C	D	PU*
PVM-5-5	1-90-10-06-02-PVM	M5	M5	-	-	10
PVM-18-18	1-90-10-06-04-PVM	G1/8	G1/8	-	-	10
PVM-14-14	1-90-10-06-06-PVM	G1/4	G1/4	-	-	10

\*packing unit

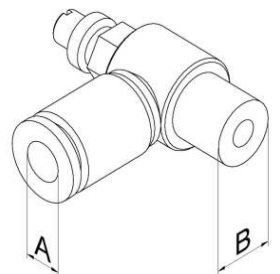
PAD / Pneumatic Hollow Bolt with Throttle Check Exhaust



Des.	Artikel No.	A	B	C	D	PU*
PAD-5-4	1-90-10-06-20-PAD	PSC4	M5	-	-	1
PAD-5-6	1-90-10-06-22-PAD	PSC6	M5	-	-	1
PAD-18-6	1-90-10-06-24-PAD	PSC6	G1/8	-	-	1

\*packing unit

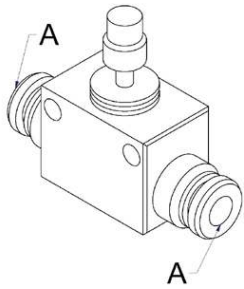
PED / Pneumatic Hollow Bolt with Throttle Check Intake



Des.	Artikel No.	A	B	C	D	PU*
PED-5-4	1-90-10-06-40-PED	PSC4	M5	-	-	1
PED-5-6	1-90-10-06-42-PED	PSC6	M5	-	-	1
PED-18-6	1-90-10-06-44-PED	PSC6	G1/8	-	-	1

\*packing unit

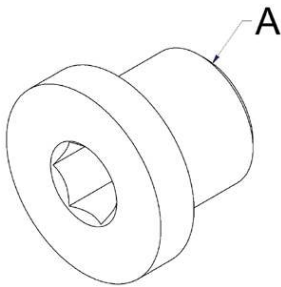
PND / Air regulator



Des.	Artikel No.	A	B	C	D	PU*
PND-4-4	1-90-10-06-50-PND	PSC4	-	-	-	1
PND-6-6	1-90-10-06-52-PND	PSC6	-	-	-	1
PND-8-8	1-90-10-06-54-PND	PSC8	-	-	-	1

\*packing unit

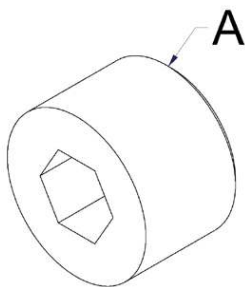
PVS / Pneumatic Hex Plug



Des.	Artikel No.	A	B	C	D	PU*
PVS-5	1-90-12-00-10-PVS	M5	-	-	-	10
PVS-18	1-90-12-00-12-PVS	G1/8	-	-	-	10
PVS-14	1-90-12-00-14-PVS	G1/4	-	-	-	10

\*packing unit

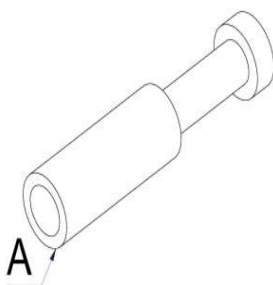
PVS-E / Pneumatic Hex Plug easy



Des.	Artikel No.	A	B	C	D	PU*
PVS-5-E	1-90-12-00-16-PVS	M5	-	-	-	10
PVS-18-E	1-90-12-00-17-PVS	G1/8	-	-	-	10
PVS-14-E	1-90-12-00-18-PVS	G1/4	-	-	-	10

\*packing unit

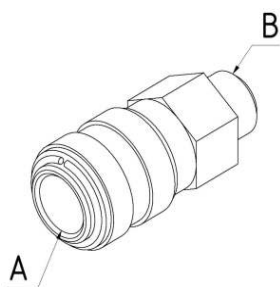
PVS-S / Pneumatic Plug Quick



Des.	Artikel No.	A	B	C	D	PU*
PVS-4-S	1-90-30-10-10-PVS	4	-	-	-	10
PVS-6-S	1-90-30-10-12-PVS	6	-	-	-	10
PVS-8-S	1-90-30-10-14-PVS	8	-	-	-	10

\*packing unit

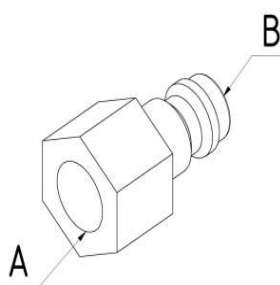
PSK / Pneumatic Quick Release Coupling



Des.	Artikel No.	A	B	C	D	PU*
PSK-5	1-90-12-00-20-PSK	M5	PSS 5	-	-	1
PSK-18	1-90-12-00-22-PSK	G1/8	PSS 18	-	-	1
PSK-14	1-90-12-00-24-PSK	G1/4	PSS 14	-	-	1

\*packing unit

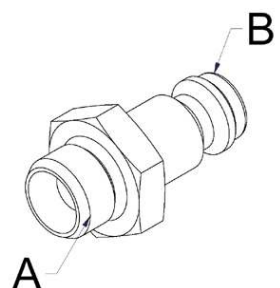
PSS / Pneumatic Plug In Nipple



Des.	Artikel No.	A	B	C	D	PU*
PSS-5	1-90-12-00-30-PSS	M5	PSK 5	-	-	10
PSS-18	1-90-12-00-33-PSS	G1/8	PSK 18	-	-	10
PSS-14	1-90-12-00-41-PSS	G1/4	PSK 14	-	-	10

\*packing unit

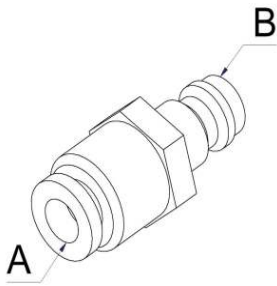
PSS-A / Pneumatic Plug In Nipple with thread



Des.	Artikel No.	A	B	C	D	PU*
PSS-5-A-5	1-90-12-00-40-PSS	M5	PSK 5	-	-	10
PSS-18-A-18	1-90-12-00-42-PSS	G1/8	PSK 18	-	-	10
PSS-14-A-14	1-90-12-00-44-PSS	G1/4	PSK 14	-	-	10
PSS-18-A-14	1-90-12-00-46-PSS	G1/8	PSK 14	-	-	10

\*packing unit

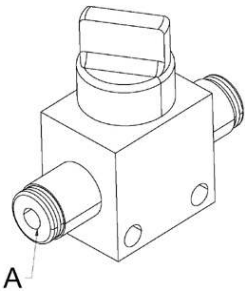
PSS-S / Pneumatic Plug In Nipple Quick Connection



Des.	Artikel No.	A	B	C	D	PU*
PSS-5-4-S	1-90-12-00-31-PSS	PSC-4	PSK 5	-	-	10
PSS-18-6-S	1-90-12-00-35-PSS	PSC6	PSK 18	-	-	10
PSS-18-8-S	1-90-12-00-37-PSS	PSC8	PSK 18	-	-	10

\*packing unit

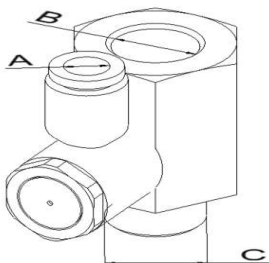
PKH / Pneumatic Ball Valve



Des.	Artikel No.	A	B	C	D	PU*
PKH-4-4	1-90-14-00-10-PKH	PSC4	-	-	-	1
PKH-6-6	1-90-14-00-12-PKH	PSC6	-	-	-	1
PKH-8-8	1-90-14-00-14-PKH	PSC8	-	-	-	1

\*packing unit

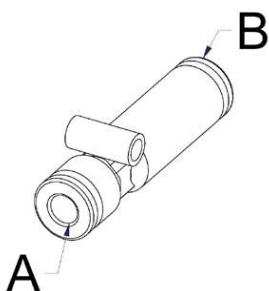
SSV / Vacuum Cup Safety Valve



Des.	Artikel No.	A	B	C	D	PU*
SSV-18-14	1-90-14-00-50-SSV	PSC6	G1/4	G1/4	-	1

\*packing unit

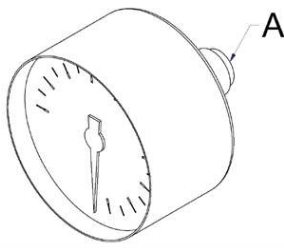
PRV / Pneumatic nonreturn valve



Des.	Artikel No.	A	B	C	D	PU*
PRV-4-4	1-90-14-00-60-PRV	PSC4	PSC 4	-	-	1
PRV-6-6	1-90-14-00-62-PRV	PSC6	PSC 6	-	-	1
PRV-8-8	1-90-14-00-64-PRV	PSC8	PSC 8	-	-	1

\*packing unit

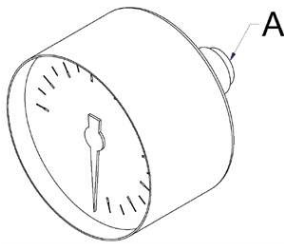
PMD / Pneumatic Manometer Pressure



Des.	Artikel No.	A	B	C	D	PU*	
PMD-40-18	1-90-15-00-10-PMD	G1/8	-	-	-	1	

\*packing unit

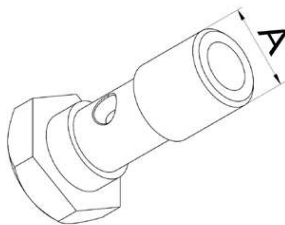
PMV / Pneumatic Manometer Vacuum



Des.	Artikel No.	A	B	C	D	PU*	
PMV-40-18	1-90-15-00-14-PMV	G1/8	-	-	-	1	

\*packing unit

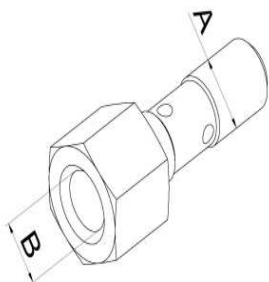
PHS / Pneumatic Hollow bolt



Des.	Artikel No.	A	B	C	D	PU*	
PHS-5	1-90-16-00-10-PHS	M5	-	-	-	10	
PHS-18	1-90-16-00-12-PHS	G1/8	-	-	-	10	
PHS-14	1-90-16-00-14-PHS	G1/4	-	-	-	10	

\*packing unit

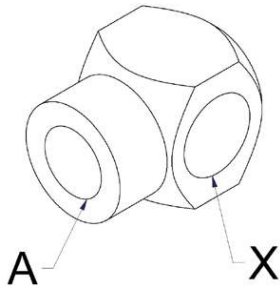
PHS-I / Pneumatic hollow bolt



Des.	Artikel No.	A	B	C	D	PU*	
PHS-5-I-5	1-90-16-00-16-PHS	M5	M5	-	-	10	
PHS-18-I-18	1-90-16-00-17-PHS	G1/8	G1/8	-	-	10	
PHS-14-I-14	1-90-16-00-18-PHS	G1/4	G1/4	-	-	10	

\*packing unit

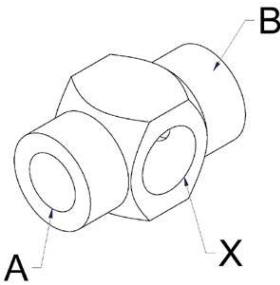
PRE / Pneumatic ring connection easy



Des.	Artikel No.	A	B	C	D	PU*
PRE-5-5	1-90-16-00-20-PRE	M5	-	-	-	10
PRE-18-18	1-90-16-00-22-PRE	G1/8	-	-	-	10
PRE-14-14	1-90-16-00-24-PRE	G1/4	-	-	-	10

\*packing unit

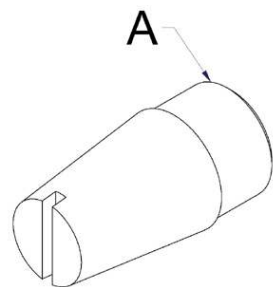
PRD / Pneumatic ring connection double



Des.	Artikel No.	A	B	C	D	PU*
PRD-5-5-5	1-90-16-00-30-PRD	M5	M5	-	-	10
PRD-18-18-18	1-90-16-00-32-PRD	G1/8	G1/8	-	-	10
PRD-14-14-14	1-90-16-00-34-PRD	G1/4	G1/4	-	-	10

\*packing unit

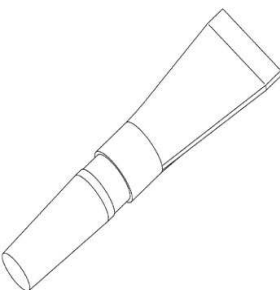
PSD / Pneumatic Exhaust



Des.	Artikel No.	A	B	C	D	PU*
PSD-5	1-90-30-00-10-PSD	M5	-	-	-	1
PSD-18	1-90-30-00-12-PSD	G1/8	-	-	-	1
PSD-14	1-90-30-00-14-PSD	G1/4	-	-	-	1
PSD-38	1-90-30-00-16-PSD	G3/8	-	-	-	1

\*packing unit

SSM / Medium Strength Threadlocker



Des.	Artikel No.	A	B	C	D	PU*
SSM-5-MF	1-80-44-20-00-SSM	5ml	-	-	-	1

\*packing unit

## 92 Pneumatic accessories PIAB NEW

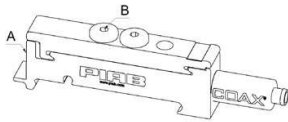
MVE-SI-I / NEW / Modular vacuum generator inline



Des.	Artikel No.	A	B	C	D	PU*	
MVE-SI-I-6-6	1-92-00-10-00-MVE	6	6	-10° + 80°	0,6	1	
MVE-SI-I-8-12	1-92-00-12-00-MVE	8	12	- 10°C + 80°C	0,6	1	

\*packing unit

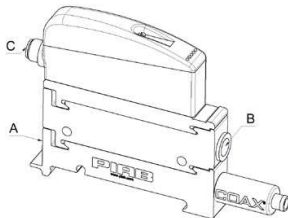
VPU-SI-S / NEW/ Vacuum pump small



Des.	Artikel No.	A	B	C	D	PU*	
VPU-SI-18-S	1-92-10-10-00-VPU	G1/8"	G1/8 "	- 10°C + 50°C	0,6	1	

\*packing unit

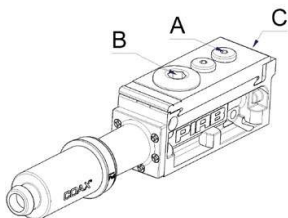
VPU-SI-S-ES / NEW/ Vacuum pump small with power save function



Des.	Artikel No.	A	B	C	D	PU*	
VPU-SI-18-S-ES	1-92-10-20-00-VPU	2x G1/8"	10	- 10°C + 50°C	0,6	1	

\*packing unit

VPU-SI-M / NEW / vacuum pump midi

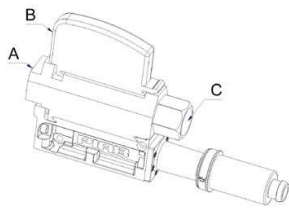


Des.	Artikel No.	A	B	C	D	PU*	
VPU-SI-10-M	1-92-10-40-00-VPU	2x G1/8"	1x G1/2 "	10	- 10°C + 80°C	1	

\*packing unit



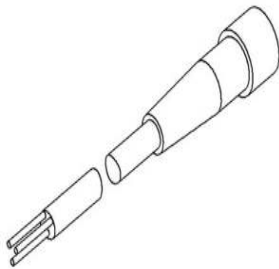
VPU-SI-M-ES / NEW / Vacuum pump midi with power save function



Des.	Artikel No.	A	B	C	D	PU*	
VPU-SI-10-M-ES	1-92-10-50-00-VPU	10	M12 x1	G3/4 "	- 10°C + 80°C	1	

\*packing unit

VPU-KAB / Plug connector

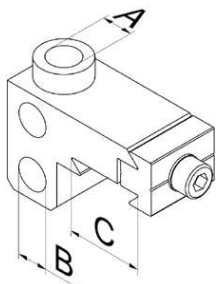


Des.	Artikel No.	A	B	C	D	PU*	
VPU-KAB-M12-8P-2000	1-92-10-20-02-VPU	M12	8	2m	-	1	

\*packing unit

## 95 Pneumatic accessories

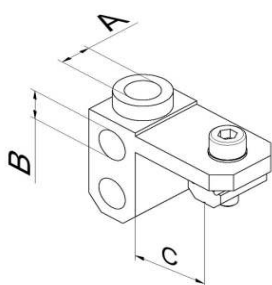
### MVB-P / Air Vacuum Manifold Prism



Des.	Artikel No.	A	B	C	D	PU*	
MVB-P13-1-4-18-5	1-95-12-06-00-MVB	G1/8	M5	P13	-	1	
MVB-P13-1-4-18-18	1-95-12-08-00-MVB	G1/8	G1/8	P13	-	1	
MVB-P22-1-4-18-18	1-95-12-10-00-MVB	G1/8	G1/8	P22	-	1	
MVB-P22-2-4-18-18	1-95-12-12-00-MVB	G1/8	G1/8	P22	-	1	
MVB-P22-1-8-18-18	1-95-12-14-00-MVB	G1/8	G1/8	P22	-	1	

\*packing unit

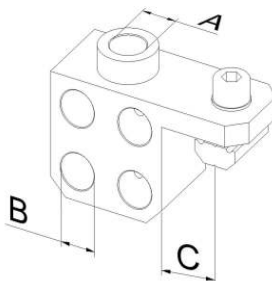
### MVB-X-1-4 / Air - Vacuum - Manifold 1-circuit 4-point



Des.	Artikel No.	A	B	C	D	PU*	
MVB-X-1-4-18-18	1-95-10-00-00-MVB	G1/8	G1/8	12,5	-	1	
MVB-L-1-4-18-18	1-95-10-10-00-MVB	G1/8	G1/8	20	-	1	

\*packing unit

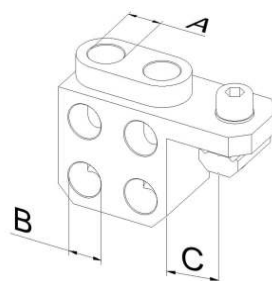
### MVB-X-1-8 / Air - Vacuum - Manifold 1-circuit 8-point



Des.	Artikel No.	A	B	C	D	PU*	
MVB-X-1-8-18-18	1-95-10-20-00-MVB	G1/8	G1/8	12,5	-	1	
MVB-L-1-8-18-18	1-95-10-28-00-MVB	G1/8	G1/8	20	-	1	

\*packing unit

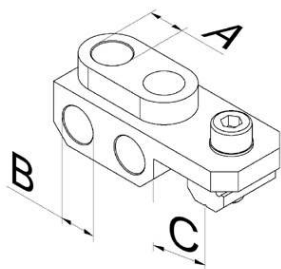
### MVB-X-2-4 / Air - Vacuum - Manifold 2-circuit 4-point



Des.	Artikel No.	A	B	C	D	PU*	
MVB-X-2-4-18-18	1-95-10-24-00-MVB	G1/8	G1/8	12,5	-	1	
MVB-L-2-4-18-18	1-95-10-30-00-MVB	G1/8	G1/8	20	-	1	

\*packing unit

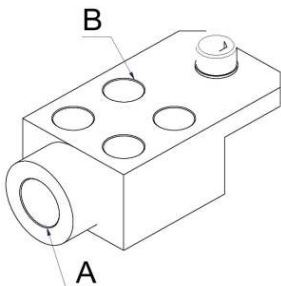
MVB-X-2-2 / Air - Vacuum - Manifold 2-circuit 2-point



Des.	Artikel No.	A	B	C	D	PU*
MVB-X-2-2-18-18	1-95-10-34-00-MVB	G1/8	G1/8	12,5	-	1

\*packing unit

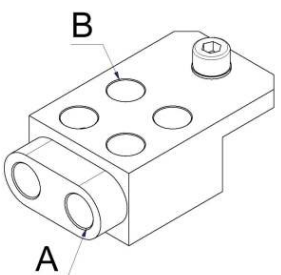
MVB-M-X-1-8 / Air - Vacuum - Manifold Multi 1-circuit 8-point



Des.	Artikel No.	A	B	C	D	PU*
MVB-M-X-1-8-14-18	1-95-10-40-00-MVB	G1/4	G1/8	-	-	1

\*packing unit

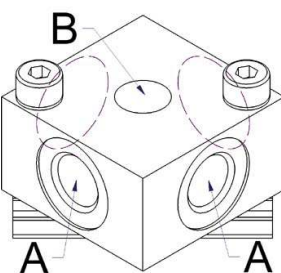
MVB-M-X-2-4 / Medium Verteiler Block Multi 2-Kreis 4-fach



Des.	Artikel No.	A	B	C	D	PU*
MVB-M-X-2-4-18-18	1-95-10-44-00-MVB	G1/8	G1/8	-	-	1

\*packing unit

MVS / Air - Vacuum - Manifold 1-circuit 4-point

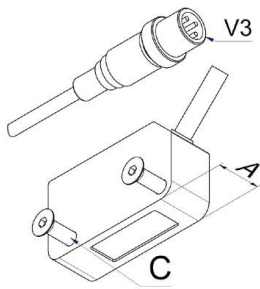


Des.	Artikel No.	A	B	C	D	PU*
MVS-S-1-4-5-5	1-95-10-90-00-MVS	M5	M5	-	-	1
MVS-X-1-4-18-18	1-95-10-92-00-MVS	G1/8	G1/8	-	-	1
MVS-L-1-4-14-14	1-95-10-94-00-MVS	G1/4	G1/4	-	-	1

\*packing unit

## 97 Elektronik

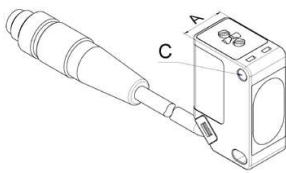
### TEK-10-K-100 / Part Control



Des.	Artikel No.	A	B	C	D	PU*	
TEK-10-K-100	1-97-00-02-00-TEK	10	100	M3	-	1	

\*packing unit

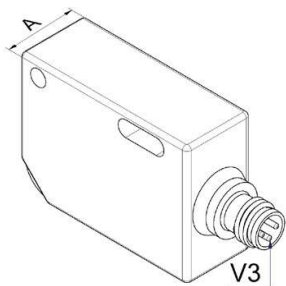
### TEK-13-K-200 / Part Control



Des.	Artikel No.	A	B	C	D	PU*	
TEK-13-K-200	1-97-01-02-00-TEK	12,8	200	3	-	1	

\*packing unit

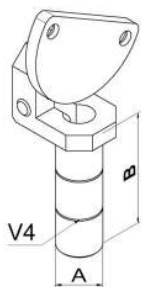
### TEK-E / Part Control easy



Des.	Artikel No.	A	B	C	D	PU*	
TEK-15-E	1-97-00-04-00-TEK	15	-	-	-	1	

\*packing unit

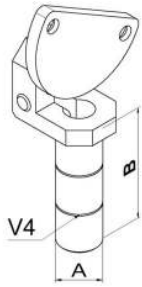
### ATK-10 / Adapter for Part Control TEK-10-K-100



Des.	Artikel No.	A	B	C	D	PU*	
ATK-10-10-30	1-97-00-10-00-ATK	10	30	Ø3,5	-	1	
ATK-10-10-60	1-97-00-11-00-ATK	10	60	Ø3,5	-	1	
ATK-10-10-90	1-97-00-12-00-ATK	10	90	Ø3,5	-	1	
ATK-10-14-40	1-97-00-15-00-ATK	14	40	Ø3,5	-	1	
ATK-10-14-80	1-97-00-16-00-ATK	14	80	Ø3,5	-	1	
ATK-10-14-120	1-97-00-17-00-ATK	14	120	Ø3,5	-	1	

\*packing unit

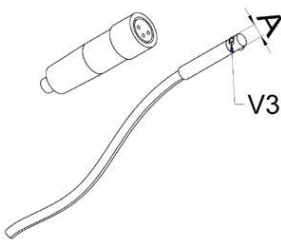
ATK-13 / Adapter for Part Control TEK-13-K-200



Des.	Artikel No.	A	B	C	D	PU*
ATK-13-10-30	1-97-01-10-00-ATK	10	30	M2,5	-	1
ATK-13-10-60	1-97-01-11-00-ATK	10	60	M2,5	-	1
ATK-13-10-90	1-97-01-12-00-ATK	10	90	M2,5	-	1
ATK-13-14-40	1-97-01-15-00-ATK	14	40	M2,5	-	1
ATK-13-14-80	1-97-01-16-00-ATK	14	80	M2,5	-	1
ATK-13-14-120	1-97-01-17-00-ATK	14	120	M2,5	-	1

\*packing unit

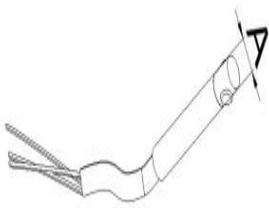
ZYS-3,7 / Cylinder sensor with plug



Des.	Artikel No.	A	B	C	D	PU*
ZYS-3,7-300-S	1-97-02-10-00-ZYS	3,7	-	-	-	1

\*packing unit

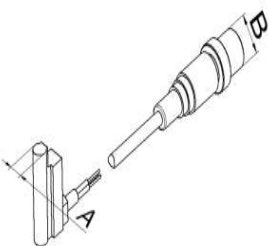
ZYS-3,7-K / Cylinder sensor with cable



Des.	Artikel No.	A	B	C	D	PU*
ZYS-3,7-2500-K	1-97-02-12-00-ZYS	3,7	-	-	-	1

\*packing unit

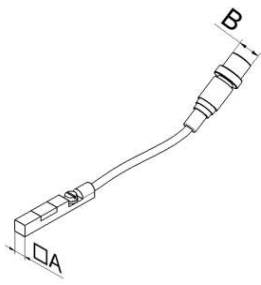
ZYS-4 / Cylinder sensor with plug



Des.	Artikel No.	A	B	C	D	PU*
ZYS-4-300-S	1-97-02-16-00-ZYS	4	M8	-	-	1

\*packing unit

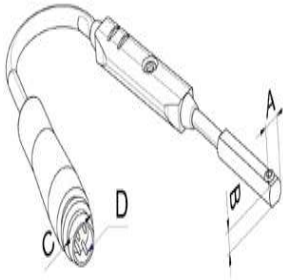
ZYS-5-5 / Cylinder sensor with plug



Des.	Artikel No.	A	B	C	D	PU*	
ZYS-5-5-300-S Zylindersensor	1-97-02-30-00-ZYS	5	M8	-	-	1	

\*packing unit

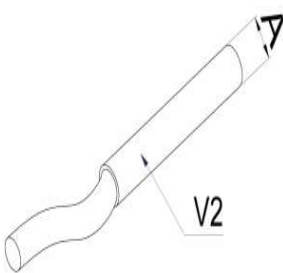
ZYS-TE / Cylinder sensor teachable



Des.	Artikel No.	A	B	C	D	PU*	
ZYS-TE-3.8-3-300-S	1-97-02-50-00-ZYS	3,8	3	M8	4	1	

\*packing unit

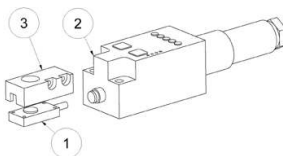
INS / Proximity Switch



Des.	Artikel No.	A	B	C	D	PU*	
INS-4-2000	1-97-02-20-00-INS	4	-	-	-	1	

\*packing unit

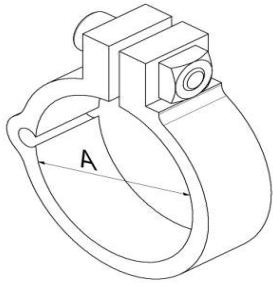
POS / Position Sensor and Processor Electronics



Des.	Artikel No.	A	B	C	D	PU*	
POS-ELG-40	1-97-02-98-00-POS	ELG-40	-	-	-	1	

\*packing unit

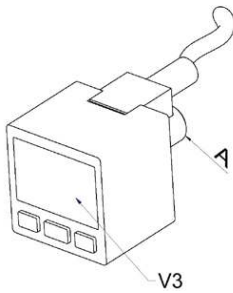
### HLT / Holder for Proximity Switch



Des.	Artikel No.	A	B	C	D	PU*
HLT-ZYS-5-5	1-97-02-32-00-HLT	8-25mm	-	ZYS-5-5	-	1
HLT-20	1-97-02-40-00-HLT	20	ZVE-20	ZYS-3,7	-	1
HLT-30	1-97-02-42-00-HLT	30	ZVE-30	ZYS-3,7	-	1

\*packing unit

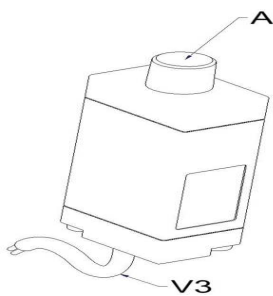
### VAS / Vacuum Switch



Des.	Artikel No.	A	B	C	D	PU*
VAS-8	1-97-04-10-00-VAS	G1/8	-	-	-	1

\*packing unit

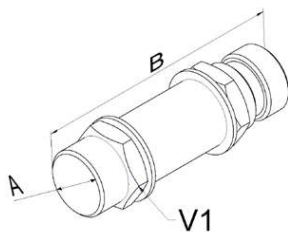
### DAS / Pressure Switch



Des.	Artikel No.	A	B	C	D	PU*
DAS-18	1-97-04-14-00-DAS	G1/8	-	-	-	1

\*packing unit

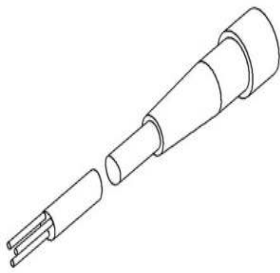
### INS-S / Proximity Switch



Des.	Artikel No.	A	B	C	D	PU*
INS-M8-S	1-97-04-20-00-INS	M8	32	-	-	1
INS-M12-S	1-97-04-24-00-INS	M12	45	-	-	1

\*packing unit

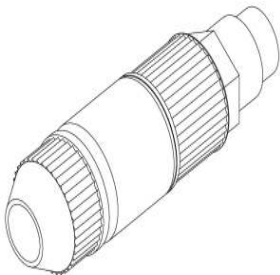
### KAD / Plug connector



Des.	Artikel No.	A	B	C	D	PU*
KAD-M8-3-1,5	1-97-00-08-00-KAD	-	-	-	-	1
KAD-M8-3-3,0	1-97-00-09-00-KAD	-	-	-	-	1
KAD-M8-3-5,0	1-97-00-10-00-KAD	-	-	-	-	1
KAD-M8-4-1,5	1-97-00-20-00-KAD	-	-	-	-	1
KAD-M8-4-3,0	1-97-00-21-00-KAD	-	-	-	-	1
KAD-M8-4-5,0	1-97-00-22-00-KAD	-	-	-	-	1
KAD-M12-3-1,5	1-97-00-24-00-KAD	-	-	-	-	1
KAD-M12-3-3,0	1-97-00-26-00-KAD	-	-	-	-	1
KAD-M12-3-5,0	1-97-00-28-00-KAD	-	-	-	-	1

\*packing unit

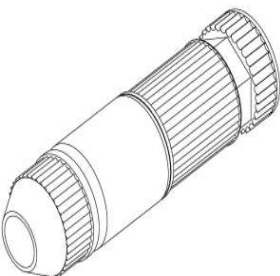
### EST-3P / Plug Connection



Des.	Artikel No.	A	B	C	D	PU*
EST-M8-3P	1-97-00-30-00-EST	-	-	-	-	1

\*packing unit

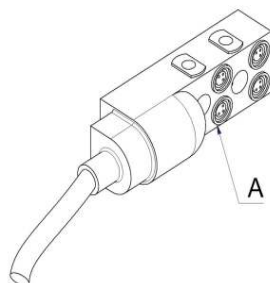
### EST-3D / Plug Connection



Des.	Artikel No.	A	B	C	D	PU*
EST-M8-3D	1-97-00-34-00-EST	-	-	-	-	1

\*packing unit

### EVE / Electric Terminal

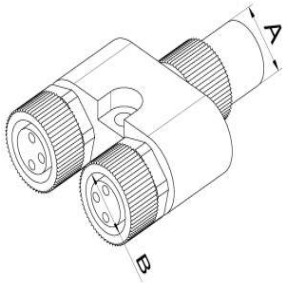


Des.	Artikel No.	A	B	C	D	PU*
EVE-M8-4-3P	1-97-80-10-00-EVE	4	3	-	-	1
EVE-M8-8-3P	1-97-80-14-00-EVE	8	3	-	-	1
EVE-M8-4-4P	1-97-80-20-00-EVE	4	4	-	-	1

\*packing unit



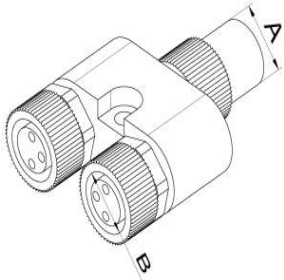
### DVE / DUO Terminal



Des.	Artikel No.	A	B	C	D	PU*
DVE-M8-4P-3P-3P	1-97-80-60-00-DVE	M8	M8	-	-	1

\*packing unit

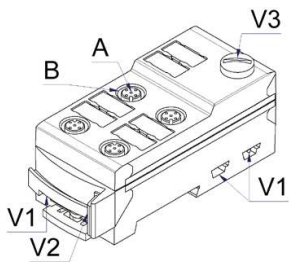
### UVE / AND Terminal



Des.	Artikel No.	A	B	C	D	PU*
UVE-M8-3P-3P-3P	1-97-80-50-00-UVE	M8	M8	-	-	1

\*packing unit

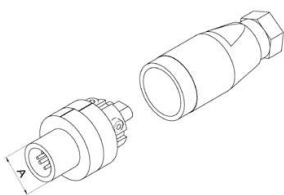
### AVE / AS-i bus manifold



Des.	Artikel No.	A	B	C	D	PU*
AVE-4	1-97-81-20-00-AVE	4	M12 x1	-	-	1
AVE-8	1-97-81-24-00-AVE	8	M12 x1	-	-	1

\*packing unit

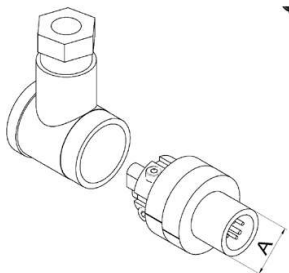
### AST / AS-i connector



Des.	Artikel No.	A	B	C	D	PU*
AST-M12-5	1-97-81-40-00-AST	M12x1	-	-	-	1

\*packing unit

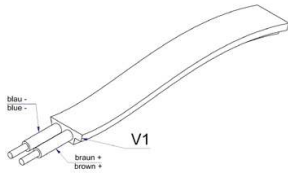
### AST-W / AS-i connector angle



Des.	Artikel No.	A	B	C	D	PU*
AST-M12-5-W	1-97-81-42-00-AST	M12x1	-	-	-	1

\*packing unit

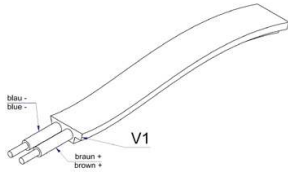
AKA-G / AS-i cable yellow signal cable



Des.	Artikel No.	A	B	C	D	PU*	
AKA-G	1-97-81-60-00-AKA					1	

\*packing unit

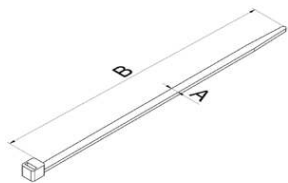
AKA-S / AS-i cable power supply black



Des.	Artikel No.	A	B	C	D	PU*	
AKA-S	1-97-81-62-00-AKA					1	

\*packing unit

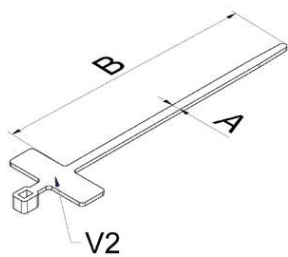
KAB / Cable Strap



Des.	Artikel No.	A	B	C	D	PU*	
KAB-150-3,6	1-97-10-02-00-KAB	3,6	150	-	-	100	
KAB-250-3.6	1-97-10-04-00-KAB	3,6	250	-	-	100	

\*packing unit

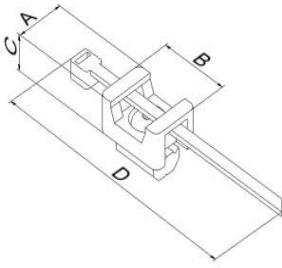
KAB-S / Cable Strap



Des.	Artikel No.	A	B	C	D	PU*	
KAB-80-2.5-S	1-97-10-10-00-KAB	2,5	80	-	-	10	

\*packing unit

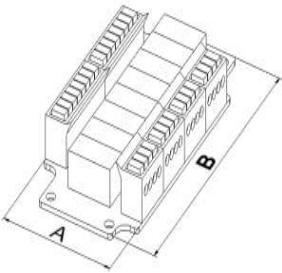
### KBE / Cable Clamp



Des.	Artikel No.	A	B	C	D	PU*	
KBE-2 Kabelbefestigung	1-97-10-30-00-KBE	10	15	7	150	10	
KBE-4 Kabelbefestigung	1-97-10-34-00-KBE	15	23	10	250	10	

\*packing unit

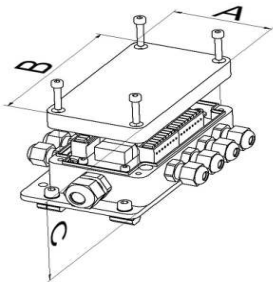
### REP / Relay Board



Des.	Artikel No.	A	B	C	D	PU*	
REP-4 Relaiplatine 4-fach	1-97-20-10-00-REP	50	104	-	-	1	
REP-8 Relaiplatine 8-fach	1-97-20-16-00-REP	50	104	-	-	1	

\*packing unit

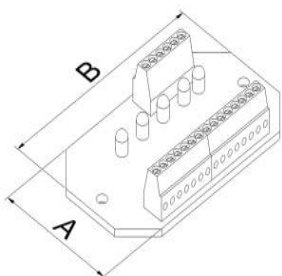
### RPG / Relay Board with Enclosure



Des.	Artikel No.	A	B	C	D	PU*	
RPG-4-120-65	1-97-20-20-00-RPG	65	115	40	-	1	
RPG-8-120-65	1-97-20-26-00-RPG	65	115	40	-	1	

\*packing unit

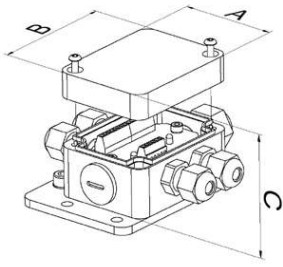
### REK / Terminal Blocks



Des.	Artikel No.	A	B	C	D	PU*	
REK-4-65-50	1-97-20-40-02-REK	32	55	-	-	1	

\*packing unit

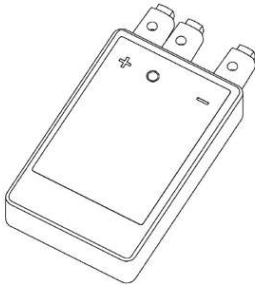
RKG / Terminal Blocks with Enclosure



Des.	Artikel No.	A	B	C	D	PU*	
RKG-4-65-50	1-97-20-40-00-RKG	50	66	40	-	1	

\*packing unit

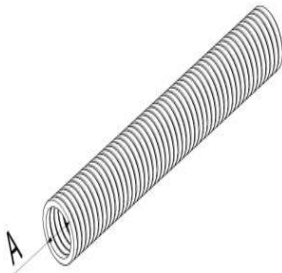
SET / Sensor Test Unit



Des.	Artikel No.	A	B	C	D	PU*	
SET-6-P	1-97-22-10-00-SET	-	-	-	-	1	

\*packing unit

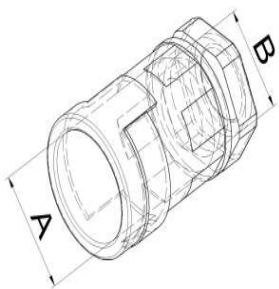
KSS / Cable Save Tube



Des.	Artikel No.	A	B	C	D	PU*	
KSS-17	1-97-25-10-00-KSS	17	-	-	-	1	
KSS-36	1-97-25-20-00-KSS	36	-	-	-	1	

\*packing unit

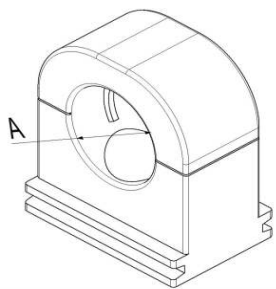
KAG / Cable Save Tube Connection straight



Des.	Artikel No.	A	B	C	D	PU*	
KAG-17-G	1-97-25-40-00-KAG	17	14,5	-	-	1	
KAG-36-G	1-97-25-50-00-KAG	36	32	-	-	1	

\*packing unit

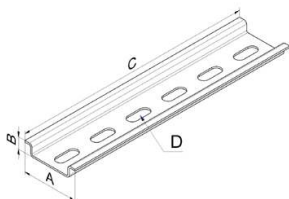
### KSH / Cable Save System Holder



Des.	Artikel No.	A	B	C	D	PU*	
KSH-17	1-97-25-60-00-KSH	17	-	-	-	1	
KSH-36	1-97-25-70-00-KSH	36	-	-	-	1	

\*packing unit

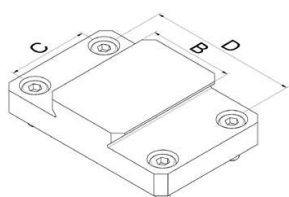
### HUT / cap rail



Des.	Artikel No.	A	B	C	D	PU*	
HUT-35-7,5-2000-L	1-97-81-90-00-HUT	35	7,5	2000	+	1	
HUT-35-7,5-2000	1-97-81-92-00-HUT	35	7,5	2000	-	1	

\*packing unit

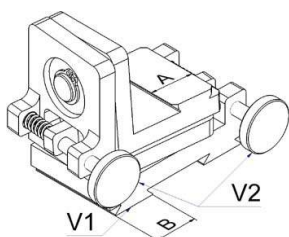
### KAH / Camera Mounting



Des.	Artikel No.	A	B	C	D	PU*	
KAH-3-20-23.7-P22	1-97-90-06-00-KAH	20	P22	23,7	20	1	
KAH-3-20-37-P22	1-97-90-10-00-KAH	1	P22	20	37	1	
KAH-3-38.5-58.5-P22	1-97-90-12-00-KAH	2	P22	38.5	58.5	1	
KAH-4-27.5-0-P22	1-97-90-14-00-KAH	3	P22	27,5	37	1	
KAH-5-38.1-44.6-P22	1-97-90-16-00-KAH	4	P22	38.1	44.6	1	
KAH-4-50-98-P22	1-97-90-18-00-KAH	5	P22	50	98	1	

\*packing unit

### KHF / Camera Mounting XY with fine adjustment

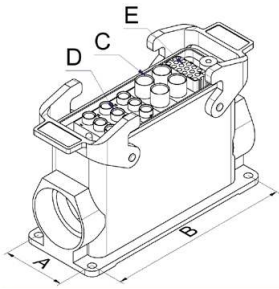


Des.	Artikel No.	A	B	C	D	PU*	
KHF-P22	1-97-90-30-00-KHF	P22	P22	-	-	1	

\*packing unit

## 98 Electric / Pneumatic Plug Connector

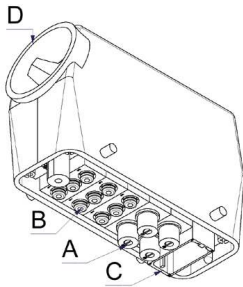
AGH / NEW / mounting case



Des.	Artikel No.	A	B	C	D	PU*	
AGH-P-13-E-17	1-98-10-40-00-AGH	45	105	4xPS C-6	9xPS C-4	1	

\*packing unit

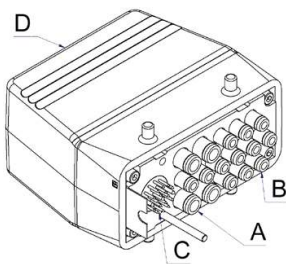
TGH / NEW / Grommetcase



Des.	Artikel No.	A	B	C	D	PU*	
TGH-P-13-E-17	1-98-10-50-00-TGH	4xPSC- 6	9xPS C-4	17	M40	1	

\*packing unit

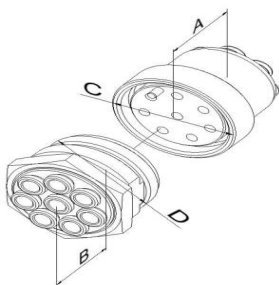
TGH-KM / Grommetcase KraussMaffei



Des.	Artikel No.	A	B	C	D	PU*	
TGH-P-16-E-19-KM	1-98-10-80-00-TGH	4xPSC- 6	12xP SC-4	19	M40	1	
TGH-P-20-E-38-KM	1-98-10-90-00-TGH	6xPSC- 6	14xP SC-4	2x19	M50 x1,5	1	

\*packing unit

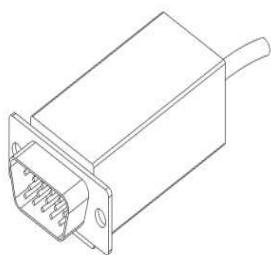
PMK / Pneumatic Multicoupling



Des.	Artikel No.	A	B	C	D	PU*	
PMK-8-6	1-90-12-00-90-PMK	36	30	M40	M40	1	

\*packing unit

EST-X / Electro Connector with cable

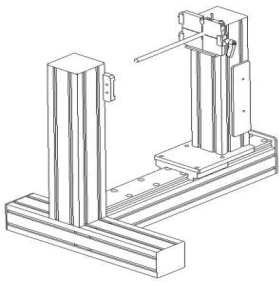


Des.	Artikel No.	A	B	C	D	PU*	
EST-GGP-11-15	1-97-00-40-00-EST	-	-	-	-	1	
EST-GWS-11-15	1-97-00-42-00-EST	-	-	-	-	1	
EST-GGP-20-19	1-97-00-50-00-EST	-	-	-	-	1	
EST-GWS-20-19	1-97-00-52-00-EST	-	-	-	-	1	
EST-GGP-40-19	1-97-00-60-00-EST	-	-	-	-	1	
EST-GWS-40-19	1-97-00-62-00-EST	-	-	-	-	1	

\*packing unit

## 99 EOAT accessories

### MBO-T / Support Frame - Table Version



Des.	Artikel No.	A	B	C	D	PU*	
MBO-1-T	1-99-90-00-01-000					1	
MBO-2-T	1-99-90-00-05-000					1	

\*packing unit

### MBO-F / Support Frame - Standversion



Des.	Artikel No.	A	B	C	D	PU*	
MBO-3-F	1-99-90-00-15-000					1	

\*packing unit

### GSS-P / EOAT - Start Set prism



Des.	Artikel No.	A	B	C	D	PU*	
GSS-GGP1-P13-D10	1-99-95-00-80-GSS	P13	10	-	-	1	
GSS-GGP1-P13-D10-D14	1-99-95-00-82-GSS	P13	10+1 4	-	-	1	
GSS-GGP2-P22-D14	1-99-95-00-90-GSS	P22	14	-	-	1	
GSS-GGP2-P22-D14-D20	1-99-95-00-92-GGS	P22	14+2 0	-	-	1	

\*packing unit



GSS-U-P / EOAT - transfer set Prism



Des.	Artikel No.	A	B	C	D	PU*
GSS-U-GGP1-P13-D10	1-99-95-00-60-GSS	P13	10	-	-	1
GSS-U-GGP1-P13-D10-D14	1-99-95-00-62-GGS	P13	10+1 4	-	-	1
GSS-U-GGP2-P22-D14	1-99-95-00-70-GSS	P22	14	-	-	1
GSS-U-GGP2-P22-D14-D20	1-99-95-00-72-GSS	P22	14+2 0	-	-	1

\*packing unit

GSS-S / GSS / EOAT - Start Set Standard



Des.	Artikel No.	A	B	C	D	PU*
GSS-S-1	1-99-95-00-10-GSS	SPR	10	-	-	1
GSS-S-2	1-99-95-00-20-GSS	SPR	10	-	-	1
GSS-X-1	1-99-95-00-30-GSS	XPR	14	-	-	1
GSS-X-2	1-99-95-00-40-GSS	XPR	14	-	-	1

\*packing unit

IMB / hexagon screwdriver component threepart



Des.	Artikel No.	A	B	C	D	PU*
IMB-4-5-6	1-99-90-00-08-000					1

\*packing unit

TSS / testset vacuum attempts



Des.	Artikel No.	A	B	C	D	PU*
TSS	1-99-90-00-09-000					1

\*packing unit

KUW-32-P22-360 / Camera Monitoring



Des.	Artikel No.	A	B	C	D	PU*	
KUW-32-P22-360	1-99-90-00-11-000	32	P22	-	-	1	

\*packing unit

WFA / WI-FI-Adapter for Camera Monitoring KUW



Des.	Artikel No.	A	B	C	D	PU*	
WFA	1-99-90-00-12-000					1	

\*packing unit

# Allgemeine Geschäftsbedingungen für Maschinenbau und Feinwerktechnik

## § 1

### Geltung der Bedingungen

Die Lieferungen, Leistungen und Angebote des Unternehmers erfolgen ausschließlich aufgrund dieser Geschäftsbedingungen. Gegenbestätigungen des Bestellers unter Hinweis auf seine Geschäfts- bzw. Einkaufsbedingungen wird hiermit widersprochen.

## § 2

### Angebote und Vertragsabschluss

1. In Prospekten, Anzeigen usw. enthaltene Angebote sind – auch bezüglich der Preisangaben – freibleibend und unverbindlich. An speziell ausgearbeitete Angebote hält sich der Unternehmer 30 Kalendertage ab dem Datum des Angebotes gebunden.
2. Nebenreden, Änderungen, Ergänzungen und/oder sonstige Abweichungen von den vorliegenden Geschäftsbedingungen sind nur gültig, wenn der Unternehmer insoweit sein Einverständnis erklärt hat. Derartige Vereinbarungen sind schriftlich zu treffen.
3. Angaben in Angeboten und/oder Auftragsbestätigungen des Unternehmers, die auf einem offensichtlichen Irrtum beruhen, namentlich einem Schreib- oder Rechenfehler, verpflichten den Unternehmer nicht. Vielmehr gilt die offensichtlich gewollte Erklärung.
4. Die Angebotsunterlagen, Zeichnungen, Beschreibungen, Muster und Kostenvoranschläge des Unternehmers dürfen ohne dessen Genehmigung weder weitergegeben, veröffentlicht, vervielfältigt noch sonst wie Dritten zugänglich gemacht werden. Auf Verlangen sind die Unterlagen ohne Zurückhaltung von Kopien zurückzugeben.

## § 3

### Preise, Preisänderungen

1. Die Preise schließen die gesetzliche Umsatzsteuer, die gesondert auszuweisen ist, ein.
2. Die Preise verstehen sich ohne die Kosten für Verpackung und Fracht.
3. Soweit zwischen Vertragsabschluß und vereinbartem und/oder tatsächlichem Lieferdatum mehr als sechs Monate liegen, gelten die zur Zeit der Lieferung oder der Bereitstellung gültigen Preise des Unternehmers. Bei Preiserhöhungen seiner Vorlieferanten, Steigerungen von Lohn- und Transportkosten oder sonstigen unerwarteten Kostensteigerungen ist der Unternehmer berechtigt, Verhandlungen über eine Neufestsetzung des Preises zu verlangen.

## § 4

### Lieferzeiten

1. Lieferfristen gelten vorbehaltlich richtiger und rechtzeitiger Selbstbelieferung, es sei denn, eine verbindliche Lieferfrist wurde schriftlich zugesagt.
2. Verzögert sich die Lieferung oder Leistung auf Grund eines Umstandes, den der Unternehmer, seine gesetzlichen Vertreter oder Erfüllungsgehilfen zu vertreten haben, erfolgt die Haftung nach den gesetzlichen Bestimmungen. Bei leichter Fahrlässigkeit ist die Haftung auf den vorhersehbaren vertragstypischen Schaden begrenzt. Dieser Grundsatz gilt insbesondere bei höherer Gewalt, Streik, Aussperrung, behördlichen Anordnungen usw., auch wenn diese Hindernisse bei Lieferanten des Unternehmers oder deren Unterlieferanten eintreten. Die Dauer einer vom Besteller im Falle der Leistungsverzögerung nach den gesetzlichen Vorschriften zu setzenden Nachfrist wird auf zwei Wochen festgelegt, die mit Eingang der Nachfristsetzung beim Unternehmer beginnt.

## § 5

### Versand und Gefahrübergang

1. Die Gefahr geht auf den Besteller über, sobald die Sendung an die den Transport ausführende Person übergeben worden ist oder zwecks Versendung das Werk des Unternehmers verlassen hat. Wird der Versand auf Veranlassung des

Bestellers verzögert oder nicht ausgeführt, geht die Gefahr mit der Meldung der Versandbereitschaft auf ihn über.

2. Auf Wunsch des Bestellers werden Lieferungen in seinem Namen und auf seine Rechnung versichert.

## § 6

### Mängelansprüche

1. Ist die vom Unternehmer erbrachte Leistung bzw. der Liefergegenstand mangelhaft, darf der Unternehmer nach seiner Wahl Ersatz liefern oder den Mangel beseitigen. Mehrfache Nachbesserungen - in der Regel zwei - sind innerhalb einer angemessenen Frist zulässig.
2. Das Recht des Bestellers, Ansprüche aus Mängeln geltend zu machen, verjährt in allen Fällen vom Zeitpunkt des Gefahrübergangs an in 12 Monaten, soweit nicht gesetzlich zwingend eine längere Frist vorgeschrieben ist. Ist der Besteller Unternehmer im Sinne von § 14 BGB, gelten ergänzend die Ziffern 3 und 4.
3. Offensichtliche Mängel bei Werkleistungen können nach Abnahme nicht mehr geltend gemacht werden. Ansonsten sind zwecks Erhaltung von Mängelansprüchen des Bestellers derartige Mängel dem Unternehmer unverzüglich, spätestens jedoch innerhalb von zwei Wochen nach Lieferung schriftlich mitzuteilen. Die mangelhaften Gegenstände sind in dem Zustand, in dem sie sich im Zeitpunkt der Feststellung des Mangels befinden, zur Besichtigung durch den Unternehmer bereit zu halten.
4. Unwesentliche, zumutbare Abweichungen in den Abmessungen und Ausführungen – insbesondere bei Nachbestellungen – berechtigen nicht zu Beanstandungen, es sei denn, dass die absolute Einhaltung ausdrücklich vereinbart worden ist. Technische Verbesserungen sowie notwendige technische Änderungen gelten ebenfalls als vertragsgemäß, soweit sie keine Verschlechterung der Gebrauchstauglichkeit darstellen.
5. Werden Betriebs- oder Wartungsanweisungen des Unternehmers nicht befolgt, Änderungen an den Produkten vorgenommen, Teile ausgewechselt oder Verbrauchsmaterialien verwendet, die nicht den Originalspezifikationen entsprechen, so entfällt jede Gewährleistung, wenn der Besteller eine entsprechend substantiierte Behauptung, dass erst einer dieser Umstände den Mangel herbeigeführt hat, nicht widerlegt.
6. Eine Haftung für normale Abnutzung ist ausgeschlossen.
7. Schlägt die Nacherfüllung innerhalb einer angemessenen Frist fehl, kann der Besteller nach seiner Wahl Herabsetzung des Preises oder Rückgängigmachung des Vertrages verlangen.
8. Die vorstehenden Regelungen dieses Paragraphen gelten nicht für den Verkauf bereits gebrauchter Gegenstände. Bei Verbrauchern gilt für diese eine Frist für die Geltendmachung von Mängelansprüchen von einem Jahr. Unternehmern werden gebrauchte Gegenstände unter Ausschluss jeglicher Mängelansprüche geliefert.
9. Steht der Unternehmer dem Besteller über seine gesetzlichen Verpflichtungen hinaus zur Erteilung von Auskünften hinsichtlich der Verwendung seines Produktes zur Verfügung, so haftet er gemäß § 7 nur dann, wenn hierfür ein besonderes Entgelt vereinbart wurde.

## § 7

### Haftungsbegrenzung

Schadensersatzansprüche aus positiver Forderungsverletzung, aus Verschulden bei Vertragsabschluß und aus unerlaubter Handlung, die nicht gleichzeitig auf der Verletzung einer vertraglichen Hauptleistungspflicht durch den Unternehmer beruhen, sind sowohl gegen den Unternehmer als auch gegen dessen Erfüllungs- bzw. Verrichtungsgehilfen ausgeschlossen, soweit der Schaden nicht vorsätzlich oder grob fahrlässig verursacht wurde. Dies gilt nicht für Schadensersatzansprüche aus Fehlen der vertraglich vorausgesetzten Eignung, die den Besteller gegen das Risiko von Mangelfolgeschäden absichern sollen. Schadensersatzansprüche nach dem Gesetz über die Haftung für

fehlerhafte Produkte (PrdHG) bleiben ebenso unberührt wie eine Haftung für Schäden an Leben, Körper oder Gesundheit.

## § 8

### Eigentumsvorbehalt

1. Bis zur Erfüllung aller Forderungen, die dem Unternehmer aus jedem Rechtsgrund gegen den Besteller zustehen, behält sich der Unternehmer das Eigentum an den gelieferten Gegenständen vor (Vorbehaltsgegenstände).
2. Der Besteller ist verpflichtet, Pfändungen der Vorbehaltsgegenstände dem Unternehmer unverzüglich schriftlich anzuzeigen und die Pfandgläubiger von dem Eigentumsvorbehalt zu unterrichten. Der Besteller ist nicht berechtigt, die ihm unter Eigentumsvorbehalt gelieferten Gegenstände – außer in den Fällen der folgenden Ziffern – zu veräußern, zu verschenken, zu verpfänden oder zur Sicherheit zu übereignen.
3. Erfolgt die Lieferung für einen vom Besteller unterhaltenen Geschäftsbetrieb, so dürfen die Gegenstände im Rahmen einer ordnungsgemäßen Geschäftsführung weiter veräußert werden. In diesem Fall werden die Forderungen des Bestellers gegen den Abnehmer aus der Veräußerung bereits jetzt an den Unternehmer abgetreten. Bei Weiterveräußerung der Gegenstände auf Kredit hat sich der Besteller gegenüber seinem Abnehmer seinerseits das Eigentum vorzubehalten. Die Rechte und Ansprüche aus diesem Eigentumsvorbehalt gegenüber seinem Abnehmer tritt der Besteller hiermit an den Unternehmer ab.
4. Eine etwaige Be- oder Verarbeitung der Vorbehaltsgegenstände durch den Besteller nimmt dieser für den Unternehmer unentgeltlich vor. Bei Verarbeitung, Verbindung, Vermischung oder Vermengung der Vorbehaltsgegenstände mit anderen nicht dem Unternehmer gehörenden Waren steht dem Unternehmer der dabei entstehende Miteigentumsanteil an der neuen Sache im Verhältnis des Faktoren-Wertes der Vorbehaltsgegenstände zu der übrigen verarbeiteten Ware zum Zeitpunkt der Verarbeitung, Verbindung, Vermischung oder Vermengung zu.  
Erwirbt der Besteller das Alleineigentum einer neuen Sache, so sind sich die Vertragspartner darüber einig, dass der Besteller dem Unternehmer im Verhältnis des Faktoren-Wertes der verarbeiteten bzw. verbundenen, vermischten oder vermengten Vorbehaltsgegenstände Miteigentum an der neuen Sache einräumt und diese unentgeltlich für den Lieferanten verwahrt. Werden die Vorbehaltsgegenstände zusammen mit anderen Waren, und zwar gleich, ob ohne oder nach Verarbeitung, Verbindung, Vermischung oder Vermengung weiter veräußert, so gilt die oben in Ziffer 3 vereinbarte Vorausabtretung nur in Höhe des Faktoren-Wertes der Vorbehaltsgegenstände, die zusammen mit den anderen Waren weiter veräußert worden sind.
5. Werden Vorbehaltsgegenstände vom Besteller bzw. in dessen Auftrag als wesentliche Bestandteile in das Grundstück eines Dritten eingebaut, so tritt der Besteller schon jetzt gegen den Dritten oder den, den es angeht, etwa entstehende Forderungen auf Vergütung mit allen Nebenrechten, einschließlich der Einräumung einer Sicherungshypothek an den Unternehmer ab.
6. Werden Vorbehaltsgegenstände als wesentliche Bestandteile in das Grundstück des Bestellers eingebaut, so tritt dieser schon jetzt die aus einer Veräußerung des Grundstücks oder von Grundstücksrechten entstehenden Forderungen mit allen Nebenrechten an den Unternehmer ab.
7. Wenn der Wert der für den Unternehmer nach den vorstehenden Bestimmungen bestehenden Sicherheiten den Wert der Forderungen des Unternehmers – nicht nur vorübergehend – um insgesamt mehr als 20 % übersteigt, so ist der Unternehmer auf Verlangen des Bestellers zur entsprechenden Freigabe von Sicherheiten seiner Wahl verpflichtet.

8. Bei vertragswidrigem Verhalten des Bestellers, insbesondere bei Zahlungsverzug, ist der Verkäufer zur Rücknahme der gelieferten Gegenstände nach Mahnung und Rücktrittserklärung berechtigt und der Besteller zur Herausgabe verpflichtet. Hat der Besteller den Vertrag erfüllt, so hat der Unternehmer die Gegenstände zurückzugeben.

## § 9

### Zahlung


1. Soweit nichts anderes vereinbart ist, sind die Rechnungen des Unternehmers nach Rechnungsstellung ohne Abzug zahlbar.
2. Die Ablehnung von Schecks oder Wechseln behält sich der Unternehmer ausdrücklich vor. Die Annahme erfolgt stets nur erfüllungshalber. Diskont- und Wechselspesen gehen zu Lasten des Bestellers und sind sofort fällig.
3. Wenn dem Unternehmer Umstände bekannt werden, die die Kreditwürdigkeit des Bestellers in Frage stellen, dieser insbesondere einen Scheck nicht einlöst oder seine Zahlungen einstellt, ist der Unternehmer berechtigt, die gesamte Restschuld fällig zu stellen, auch wenn er Schecks angenommen hat. Zudem ist der Unternehmer in diesem Fall berechtigt, Vorauszahlungen oder Sicherheitsleistungen zu verlangen.
4. Stellt der Besteller seine Zahlungen endgültig ein und/oder wird ein Insolvenzverfahren über sein Vermögen beantragt, so ist der Unternehmer auch berechtigt, von dem noch nicht erfüllten Teil des Vertrages zurückzutreten.
5. Der Unternehmer ist berechtigt, trotz anders lautender Bestimmungen des Bestellers Zahlungen zunächst auf dessen ältere Schulden anzurechnen. Der Unternehmer wird den Besteller über diese Art der erfolgten Verrechnung informieren. Sind bereits Kosten und Zinsen entstanden, so ist der Unternehmer berechtigt, die Zahlung zunächst auf die Kosten, dann auf die Zinsen und zuletzt auf die Hauptleistung anzurechnen.
6. Gerät der Besteller in Zahlungsverzug, so ist der Unternehmer berechtigt, den jeweiligen gesetzlichen Verzugszins zu berechnen. Die Geltendmachung eines darüber hinausgehenden Verzugschadens des Unternehmers bleibt vorbehalten. Dem Besteller bleibt es in den vorbezeichneten Fällen unbenommen, einen geringeren Schaden nachzuweisen, der dann maßgeblich ist.
7. Die Aufrechnung seitens des Bestellers ist ausgeschlossen, soweit es sich nicht um rechtskräftige festgestellte oder vom Unternehmer nicht bestrittene Gegenforderungen handelt.

## § 10

### Anwendbares Recht, Gerichtsstand, Teilnichtigkeit

1. Für diese Geschäftsbedingungen und die gesamten Rechtsbeziehungen zwischen Unternehmer und Besteller gilt das Recht der Bundesrepublik Deutschland mit Ausnahme des UN-Kaufrechts.
2. Soweit der Besteller Kaufmann im Sinne des Handelsgesetzbuches, juristische Person des öffentlichen Rechts oder öffentlich-rechtlichen Sondervermögens ist, ist der Geschäftssitz des Unternehmers ausschließlicher Gerichtsstand für alle sich aus dem Vertragsverhältnis unmittelbar oder mittelbar ergebenden Streitigkeiten.
3. Sollte eine Bestimmung in diesen Geschäftsbedingungen unwirksam sein oder werden, so wird hiervon die Wirksamkeit aller sonstigen Bestimmungen und Vereinbarungen zwischen Unternehmer und Besteller nicht berührt.





**AGS X**

AUTOMATION GREIFSYSTEME SCHWOPE GMBH

Germany · Braunsberger Feld 15 · D-51429 Bergisch Gladbach  
Tel.: +49 (0) 22 04 - 968 10 - 0 · Fax: +49 (0) 22 04 - 968 10 - 29  
info@ags-automation.de · [www.ags-automation.de](http://www.ags-automation.de)